



GLENDALE COMMUNITY COLLEGE Application Steps

Before you begin the application make sure you have:

- An email account
 - Your social security number or a valid TIN (Tax identification Number)
 - Your address and phone number
 - Your educational history, including where you graduated from high school and the last college you attended, and the years you last attended these institutions
 - Know your residency status
- >>If you have a permanent resident card, you will need to know your alien registration number, the issued date and expiration date.*

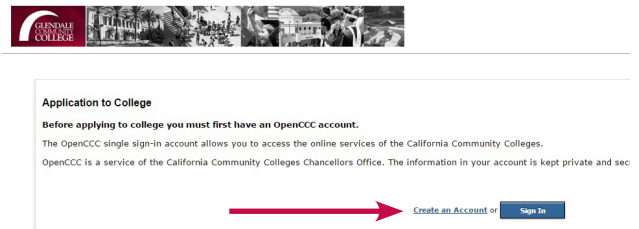
STEP 1:

Go to www.glendale.edu/SOS and then click on the **OpenCCC Apply** box



STEP 2:

Click on **Create an Account**



If you have any questions about the application, you can contact **Student Outreach Services** at **818-240-1000 Ext. 4767**

STEP 3:

After you create your account, **save your OpenCCC account information** since you may need it in the future (*note this information is different from your MyGCC login information*)

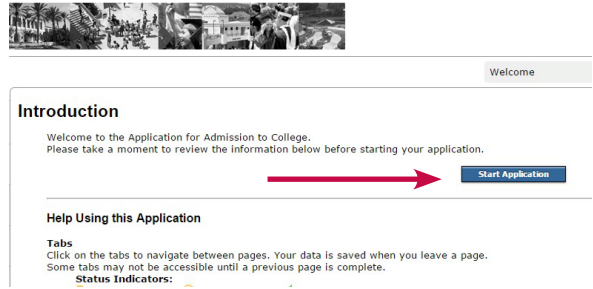


Then click on **Continue** in order to start on the college application

- Username: _____
- Password: _____
- CCCID: _____

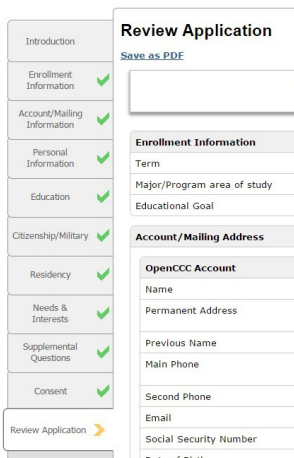
STEP 4:

Then click on **Start Application**



STEP 5:

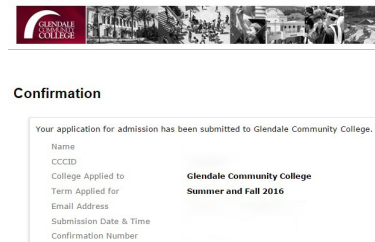
You will be able to submit your application **once you see the green arrow check marks on all the sections on the left side**. If all the check marks are not green, you will need to edit or add information.



STEP 6:

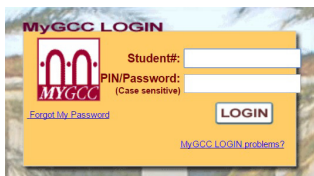
Once you submit your application, you will see the confirmation page. You may print this out for your own records. *Note, the confirmation number is not your Student ID number. You will receive an email from GCC after 24-72 hours (not including the weekend and holidays) with your Student ID number.*

Please contact Admissions and Records at (818) 240-1000 ext. 5910 if you do not receive an email with your ID number.



Log in to MyGCC at www.glendale.edu/MyGCC

The first time you log in your password will be your birthday in six digits (MMDDYY).



- GCC ID #: _____
- Password: _____