




How to Back Up and Download Your Moodle Course Materials to Your Desktop

GCC Connie Lantz 


Test Course - clantz

Home > Miscellaneous > Test Course - clantz Turn editing on

NAVIGATION

- Home
 - Dashboard
- Site pages
- Current course
 - Test Course - clantz
 - Participants
 - Badges
 - General
 - 1 June - 7 June
 - 8 June - 14 June
 - 15 June - 21 June
 - 22 June - 28 June
 - You can change these titles!
 - 6 July - 12 July
 - 13 July - 19 July
 - My courses

ADMINISTRATION

- Course administration
 - Turn editing on
 - Edit settings
 - Users
 - Unenrol me from Test Course - clantz
 - Filters
 - Reports
 - Grades
 - Gradebook setup
 - Outcomes
 - Badges
 - Backup 
 - Restore
 - Import
 - Publish
 - Reset
 - Question bank
- Switch role to...
- Site administration
 -
 - Search

PRIVATE FILES

- Assignment Student1 Demo.pdf
- unhide course, change dates.PNG

Manage private files...

News forum (Course Announcements)

Demo OFFICE HOUR LIVE CHAT Friday @ Noon!

Have questions? Please log in here any Friday at noon for my live chat online office hour!

Combining Moodle Courses Into One Section

Moodle developer meeting

The changes in the Moodle 3.0 gradebook aggregation, pertaining to Sum of Grades being replaced by Natural. Natural does not allow dropping the lowest scores whereas Simple Weighted Mean of Grades" does.

132.:40 to 135:28 discusses the change of aggregate names and functions.

chat

Which conference do educational technology professionals

test 9-29-16

SEARCH FORUMS

[Advanced search](#)

LATEST NEWS

Add a new topic...

test 7/13/16
13 Jul, 15:04 Connie Lantz

WELCOME!!
20 Apr, 15:48 Connie Lantz

[Older topics ...](#)

UPCOMING EVENTS

Demo OFFICE HOUR LIVE CHAT Friday @ Noon!
Tomorrow, 12:00 PM

[Go to calendar...](#)

[New event...](#)

RECENT ACTIVITY

Activity since Tuesday, 29 November 2016, 12:45 PM

[Full report of recent activity...](#)


No recent activity

1 June - 7 June

- feedback test 7.13.16
- Quiz June
- Quiz June
- Assignment Student1 Demo
- DEAcademyRegularEffectiveContactCourseChecklist
- demo 2

8 June - 14 June

What's Education For?



This is a great video

In your course, click on the “Backup” link in the Administration block.

GCC Connie Lantz


Backup course: Test Course - clantz

[Home](#) ▶ [Miscellaneous](#) ▶ [Test Course - clantz](#) ▶ [Backup](#)


1. Initial settings ▶ 2. Schema settings ▶ 3. Confirmation and review ▶ 4. Perform backup ▶ 5. Complete

Backup settings

- IMS Common Cartridge 1.1
- Include enrolled users
- Anonymize user information
- Include user role assignments
- Include activities and resources
- Include blocks
- Include filters
- Include comments
- Include badges
- Include calendar events
- Include user completion details
- Include course logs
- Include grade history
- Include question bank
- Include groups and groupings



If you plan to backup everything you can skip to the last part by clicking “Jump to final step”.

GCC Connie Lantz 

Backup course: Test Course - clantz

[Home](#) ▶ [Miscellaneous](#) ▶ [Test Course - clantz](#) ▶ [Backup](#)

1. Initial settings ▶ 2. Schema settings ▶ 3. Confirmation and review ▶ 4. Perform backup ▶ 5. Complete

The backup file was successfully created.

[Continue](#)


NAVIGATION

Home


- Dashboard
- Site pages
- Current course
 - Test Course - clantz
 - Participants
 - Badges
 - General
 - 1 June - 7 June
 - 8 June - 14 June
 - 15 June - 21 June
 - 22 June - 28 June
 - You can change these titles!
 - 6 July - 12 July
 - 13 July - 19 July
 - My courses

ADMINISTRATION

- Course administration
 - Turn editing on
 - Edit settings
 - Users
 - Unenrol me from Test Course - clantz
- Filters
- Reports
- Grades
- Gradebook setup
- Outcomes
- Badges
- Backup
- Restore
- Import
- Publish
- Reset



Once the backup is complete, you will see the green banner letting you know the Backup was successful. Click the “Continue” button.

GCC Connie Lantz 

Restore course

[Home](#) > [Miscellaneous](#) > [Test Course - clantz](#) > [Restore](#)

NAVIGATION


- Home
- Dashboard
- Site pages
- Current course
 - Test Course - clantz
 - Participants
 - Badges
 - General
 - 1 June - 7 June
 - 8 June - 14 June
 - 15 June - 21 June
 - 22 June - 28 June
 - You can change these titles!
 - 6 July - 12 July
 - 13 July - 19 July
 - My courses

ADMINISTRATION

- Course administration
 - Turn editing on
 - Edit settings
 - Users
 - Unenrol me from Test Course
 - Filters
 - Reports
 - Grades
 - Gradebook setup
 - Outcomes
 - Badges
 - Backup
 - Restore
 - Import
 - Publish
 - Reset
 - Question bank
- Switch role to...
- Site administration

Import a backup file

Files* Maximum size for new files: 256MB


 You can drag and drop files here to add them.




There are required fields in this form marked *.

Course backup area ?

Filename	Time	Size	Download	Restore
backup-moodle2-course-2-test_course_-_clantz-20161129-1229.mbz	Tuesday, 29 November 2016, 12:29 PM	7.2MB	Download	Restore

User private backup area ?

Filename	Time	Size	Download	Restore
backup-moodle2-course-2-test_course_-_clantz-20161201-1304-nu.mbz	Thursday, 1 December 2016, 1:04 PM	6.3MB	Download	Restore
backup-moodle2-course-2-test_course_-_clantz-20161201-1301-nu.mbz	Thursday, 1 December 2016, 1:01 PM	6.3MB	Download	Restore
backup-moodle2-course-2-test_course_-_clantz-20161128-1055-nu.mbz	Monday, 28 November 2016, 10:55 AM	6.3MB	Download	Restore
backup-moodle2-course-6426-hlth_101-_first_aid_#1630_-_lee_balkin_-_fall_2016-20161031-1025-nu.mbz	Monday, 31 October 2016, 10:25 AM	68.9MB	Download	Restore
backup-moodle2-course-6424-hlth_101-_first_aid_#1628_-_deomarlees_sy_-_fall_2016-20161031-1021-nu.mbz	Monday, 31 October 2016, 10:21 AM	68.9MB	Download	Restore
backup-moodle2-course-1780-hlth_101-_first_aid_#1625_-_lon_gold_-_fall_2016-20161024-1012-nu.mbz	Monday, 24 October 2016, 10:12 AM	76.8MB	Download	Restore

Your course back up file (.mbz) will appear in either the Course Backup Area or the User Private Backup Area. A great way to keep track of what you just did is by the Time section.

GCC Connie Lantz

Restore course

Home > Miscellaneous > Test Course - clantz > Restore

NAVIGATION

- Home
 - Dashboard
 - Site pages
 - Current course
 - Test Course - clantz
 - Participants
 - Badges
 - General
 - 1 June - 7 June
 - 8 June - 14 June
 - 15 June - 21 June
 - 22 June - 28 June
 - You can change these titles!
 - 6 July - 12 July
 - 13 July - 19 July
- My courses

Import a backup file

Files* Choose a file... Maximum size for new files: 256MB

Opening backup-moodle2-course-2-test_course_-_clantz-20161201-1304...

You have chosen to open:

- ...oodle2-course-2-test_course_-_clantz-20161201-1304-nu.mbz
which is: mbz File (6.3 MB)
from: https://moodle.glendale.edu

What should Firefox do with this file?

Open with

Save File

Do this automatically for files like this from now on.

Course back

Filename	Time	Size	Download	Restore
backup-moodle2-course-2-test_course_-_clantz-20161201-1304-nu.mbz	12:29 PM	7.2MB	Download	Restore

User private backup area

Filename	Time	Size	Download	Restore
backup-moodle2-course-2-test_course_-_clantz-20161201-1304-nu.mbz	Thursday, 1 December 2016, 1:04 PM	6.3MB	Download	Restore
backup-moodle2-course-2-test_course_-_clantz-20161201-1301-nu.mbz	Thursday, 1 December 2016, 1:01 PM	6.3MB	Download	Restore
backup-moodle2-course-2-test_course_-_clantz-20161128-1055-nu.mbz	Monday, 28 November 2016, 10:55 AM	6.3MB	Download	Restore
backup-moodle2-course-6426-hlth_101-_first_aid_#1630_-_lee_balkin_-_fall_2016-20161031-1025-nu.mbz	Monday, 31 October 2016, 10:25 AM	68.9MB	Download	Restore
backup-moodle2-course-6424-hlth_101-_first_aid_#1628_-_deomarlee_sy_-_fall_2016-20161031-1021-nu.mbz	Monday, 31 October 2016, 10:21 AM	68.9MB	Download	Restore

Now click on the "Download" button as shown here. The "Save File" option will let you save the file.

Course: Test Course - clantz

e.edu/backup/restorefile.php

Test Course - clantz ▶ Restore

Import a backup file

Files* Maximum size for new files: 256MB

You can drag and drop files here to add them.

There are required fields in this form marked *.

Course backup area

Filename	Time	Size	Download	Restore
backup-moodle2-course-2-test_course_-_clantz-20161129-1229.mbz	Tuesday, 29 November 2016, 12:29 PM	7.2MB	Download	Restore

User private backup area

Filename	Time	Size	Download	Restore
backup-moodle2-course-2-test_course_-_clantz-20161201-1304-nu.mbz	Thursday, 1 December 2016, 1:04	6.3MB	Download	Restore

In Firefox browser, you can easily find your .mbz file by clicking on the little black downward arrow and when the download image appears, right click on the image and choose “Open Containing Folder”.

The image shows a Moodle backup restoration interface in a web browser window. The browser address bar shows 'ckup/restorefile.php'. The user is identified as 'Connie Lantz'. The page title is 'Restore'. The main heading is 'Import a backup file'. There is a 'Files' section with a 'Choose a file...' button and a note 'Maximum size for new files: 256MB'. Below this is a 'Restore' button. A message states 'There are required fields in this form marked *'. The 'Course backup area' section contains a table with columns 'Filename' and 'Time'. The 'User private backup area' section contains a table with a 'Filename' column.

Overlaid on the browser window is a Windows File Explorer window. The address bar shows the path 'Users > clantz > Desktop'. The left sidebar shows 'Local Disk (C:)' selected. The main pane shows a list of files and folders. A red arrow points from the 'Local Disk (C:)' section to the file 'backup-moodle2-course-2-test_course_-_clantz-20161129-1229.mbz'. The desktop background is blue and shows a file icon labeled 'backup-mo...'.

You will see where the file is, and can drag it to the desktop if it is not already there. Your course Moodle materials are now sitting on your desktop as one .mbz file. (This file cannot be opened, only moved to Canvas or another Moodle instance).



**If you need help, please contact the
Instructional Technology Help Desk
for 24/7 assistance
818-240-1000 ext. 3457 option 3
or
[Moodle Help Live Chat Center](#)**