



# LA County Labor Market Trends

April 2017



# **Traditional Labor Market Information**

# LMI Statistics

## Los Angeles county

- 2016 Jobs: 4,928,412
- 5-yr growth: 239,128
- % change: 5%
- Annual openings: 177,777
- Median wage: \$22.93

## California

- 2016 Jobs: 18,553,394
- 5-yr growth: 1,249,878
- % change: 7%
- Annual openings: 722,673
- Median wage: \$23.81

**\*27% of ALL jobs in the state are in LA County**

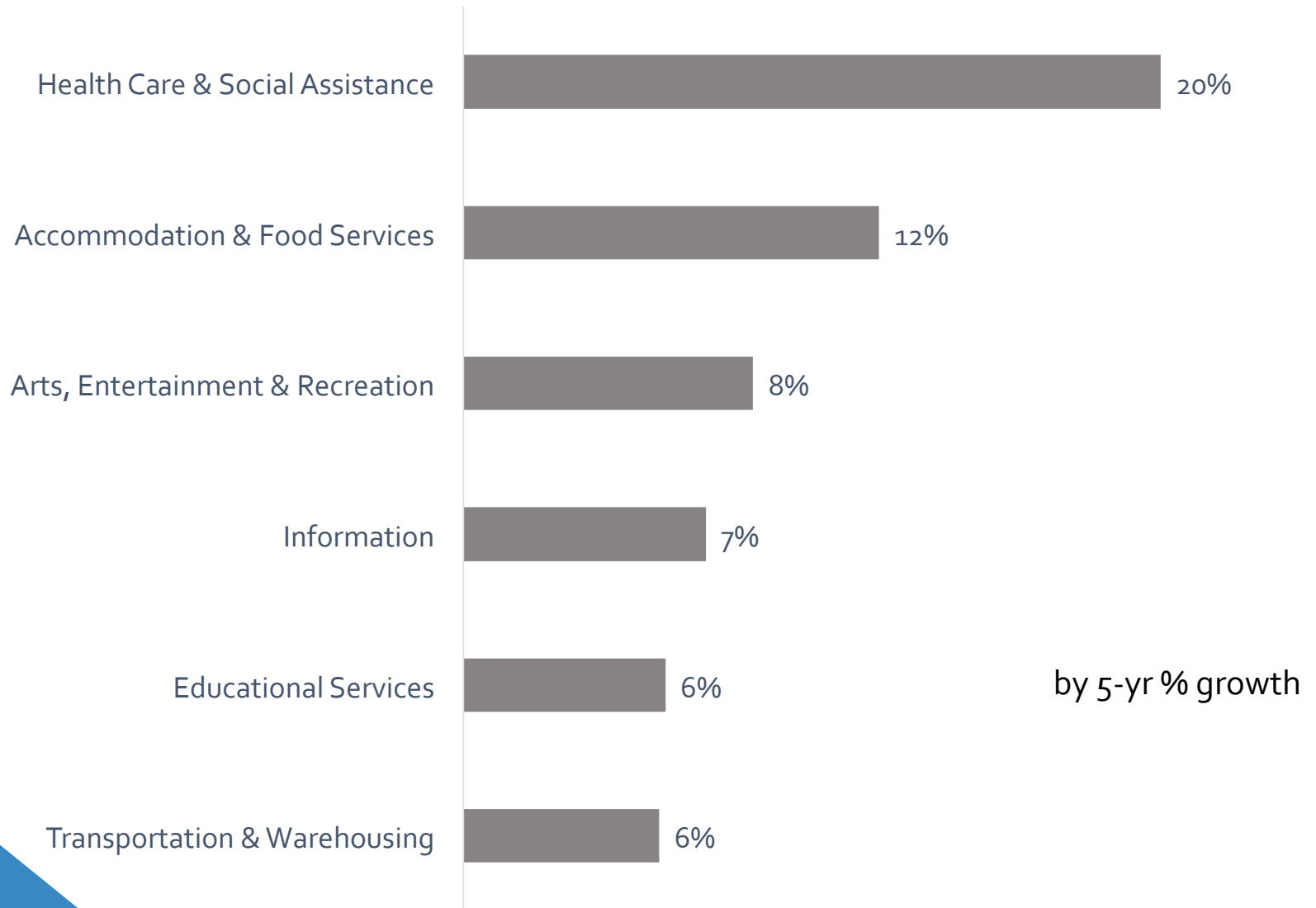
# Understanding NAICS

The North American Industry Classification System (NAICS) is the standard used by Federal statistical agencies in classifying business establishments for the purpose of:

- ✓ Collecting
- ✓ Analyzing
- ✓ publishing statistical data related to U.S. business economy

**NAICS industry codes** define establishments based on the activities in which they are primarily engaged.

# Top 10 Industries in LA County

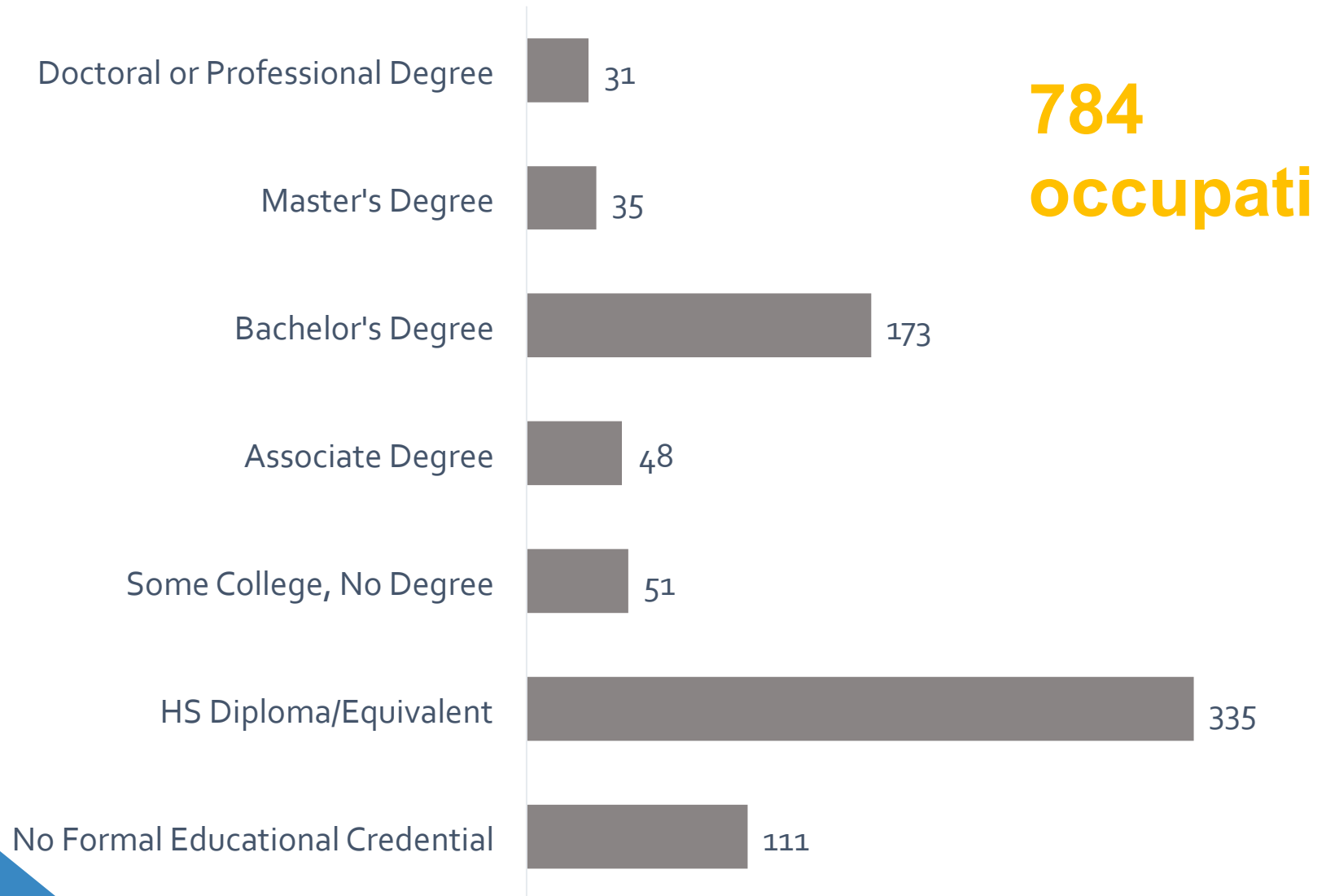


# Education requirement

U.S. Bureau of Labor Statistics (BLS) assign education and training categories to all existing occupations

- ✓ Typical entry-level education, work experience, typical on-the-job training
- ✓ Typical path to entry
- ✓ Not the only path

# # of occupations by ed. requirement



# Minimum Wage & Living Wage

- CA minimum wage in 2017:  
\$10.50
- LA County living wage
  - 1 Adult: \$13.08
  - 1 Adult 1 Child: \$27.66

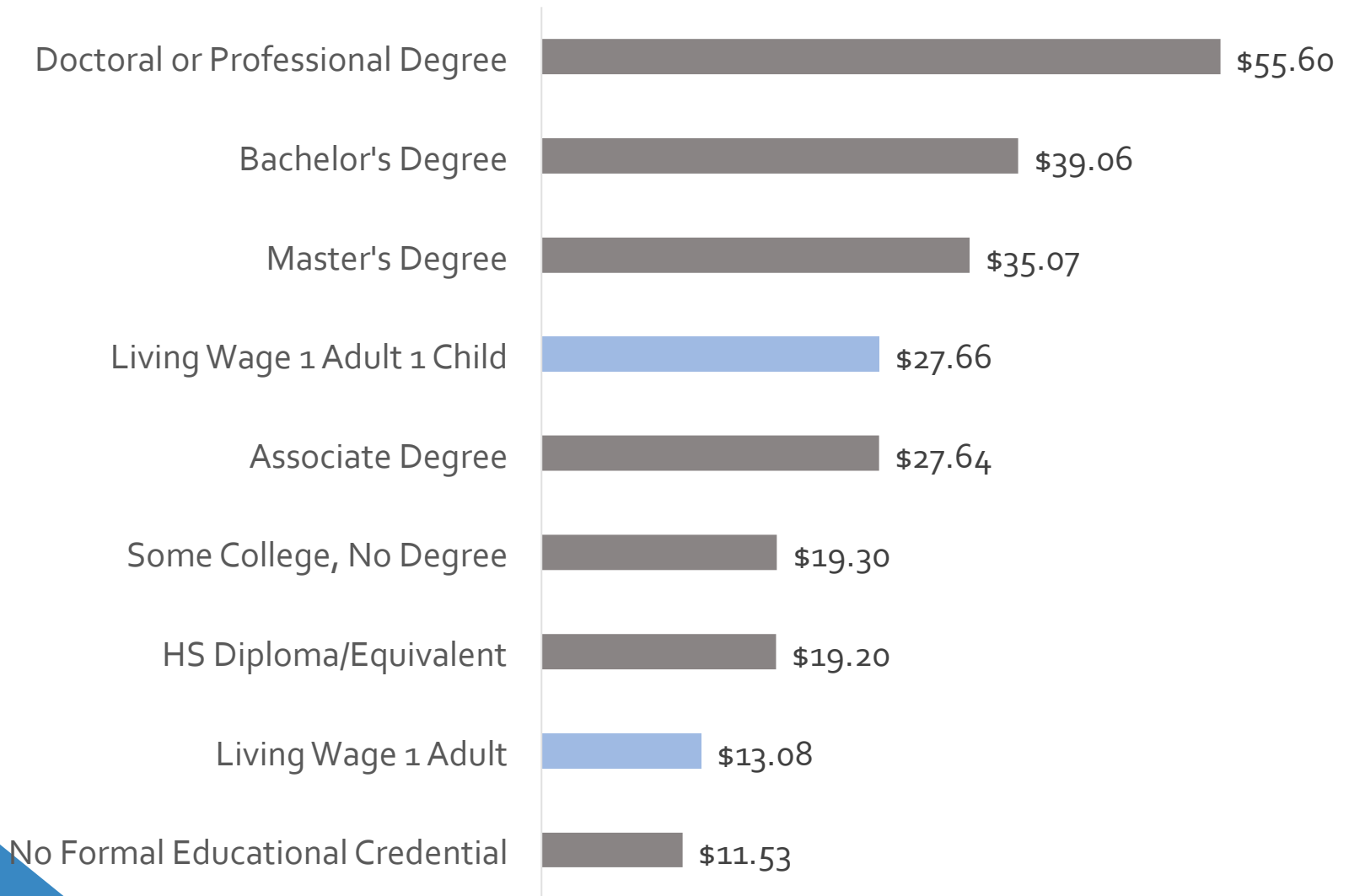
Hourly rate that an individual must earn if they are the sole provider and are working full-time (2,080 hours per year).





# Median hourly earnings in LA county

## by typical entry education



# Top Occupations Requiring AA/AS in LA County by most annual openings (2016-2021)

Occupation	Annual Openings	Median Hourly Earnings
Paralegals and Legal Assistants	302	\$27.51
Web Developers	263	\$28.92
Medical and Clinical Laboratory Technicians	226	\$19.90
Dental Hygienists	190	\$50.38
Respiratory Therapists	173	\$35.98
Radiologic Technologists	148	\$34.55
Physical Therapist Assistants	119	\$32.79
Computer Network Support Specialists	111	\$34.24
Veterinary Technologists and Technicians	78	\$18.72
Broadcast Technicians	74	\$26.69

# Top Occupations Requiring BA/BS in LA County

## by most annual openings (2016-2021)

Occupation	Annual Openings	Median Hourly Earnings
Registered Nurses	3,787	\$47.06
General and Operations Managers	2,721	\$50.42
Accountants and Auditors	1,896	\$33.81
Elementary School Teachers, Except Special Education	832	\$35.24
Secondary School Teachers, Except Special and Career/ Technical Education	774	\$36.65
Management Analysts	737	\$39.41
Market Research Analysts and Marketing Specialists	609	\$30.56
Child, Family, and School Social Workers	588	\$25.35
Software Developers, Applications	506	\$51.66
Medical and Health Services Managers	478	\$53.63

# Top AA/AS Occupations in Glendale-Service Area by most annual openings

Occupation	Annual Openings	Median Hourly Earnings
Preschool Teachers, Except Special Education	105	\$13.94
Medical and Clinical Laboratory Technicians	58	\$19.90
Respiratory Therapists	42	\$35.98
Radiologic Technologists	40	\$34.44
Web Developers	35	\$28.98
Dental Hygienists	31	\$50.37
Paralegals and Legal Assistants	29	\$27.51
Physical Therapist Assistants	20	\$32.79
Broadcast Technicians	19	\$26.81
Electrical and Electronics Engineering Technicians	16	\$30.05

# Top BA/BS Occupations in Glendale-Service Area by most annual openings

Occupation	Annual Openings	Median Hourly Earnings
Registered Nurses	880	\$47.06
General and Operations Managers	405	\$50.42
Accountants and Auditors	379	\$33.88
Producers and Directors	246	\$41.70
Management Analysts	117	\$39.48
Medical and Health Services Managers	106	\$53.87
Child, Family, and School Social Workers	99	\$25.34
Market Research Analysts and Marketing Specialists	88	\$30.56
Financial Managers	87	\$64.02
Human Resources Specialists	83	\$31.06



# Employer Job Postings

# Burning Glass: Real-Time LMI

- Data collected from numerous online job posting websites, job boards, and employer boards
- Identifies employer needs and trends in hiring
- May not be free of duplicate job postings
- It's possible that more job postings exist since BG only relies on online job postings



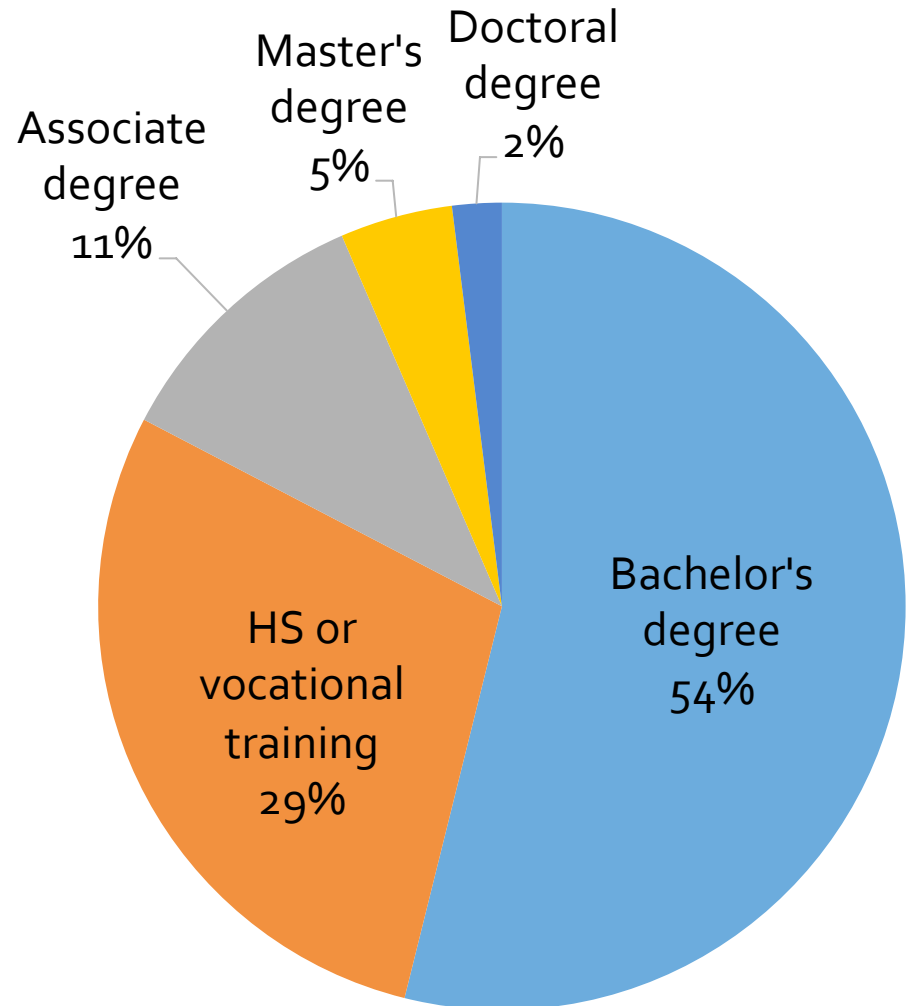
# Education Requirements in LA County

## 2016

Total job postings in 2016 =  
814,876

**54%** - postings did not list an  
education requirement

Total job postings with  
education requirement =  
372,782





# Top locations in LA county

- Los Angeles: 20,177
- Long Beach: 2,827
- Torrance: 2,681
- Pasadena: 1,461
- Downey: 1,417
- Glendale: 1,392
- Burbank: 1,304
- Santa Monica: 1,040

Total job postings  
requiring associate  
degree: 52,602



# Top locations in LA county

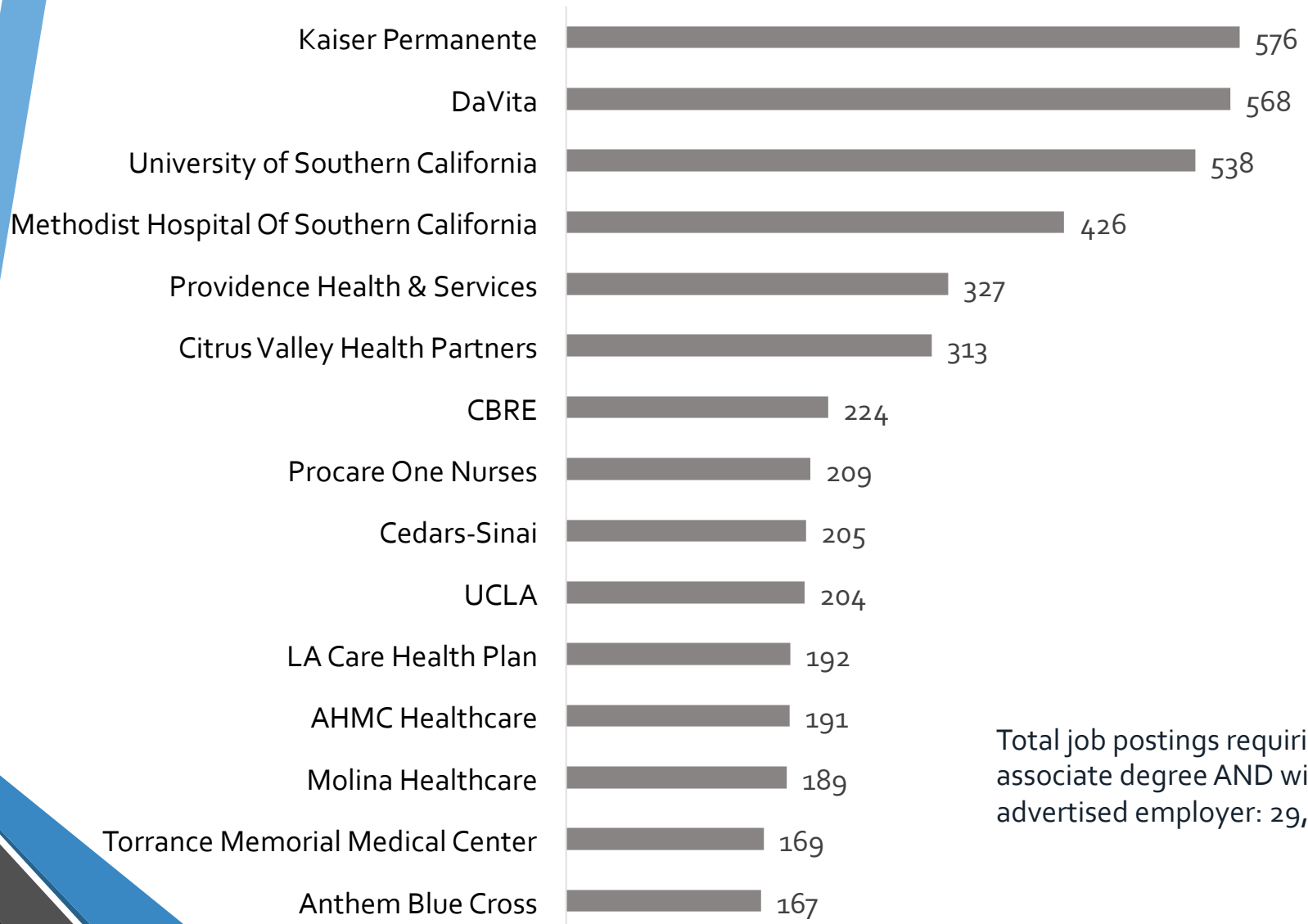


**BACHELOR'S DEGREE**

Total job postings  
requiring Bachelor's  
degree: 226,421

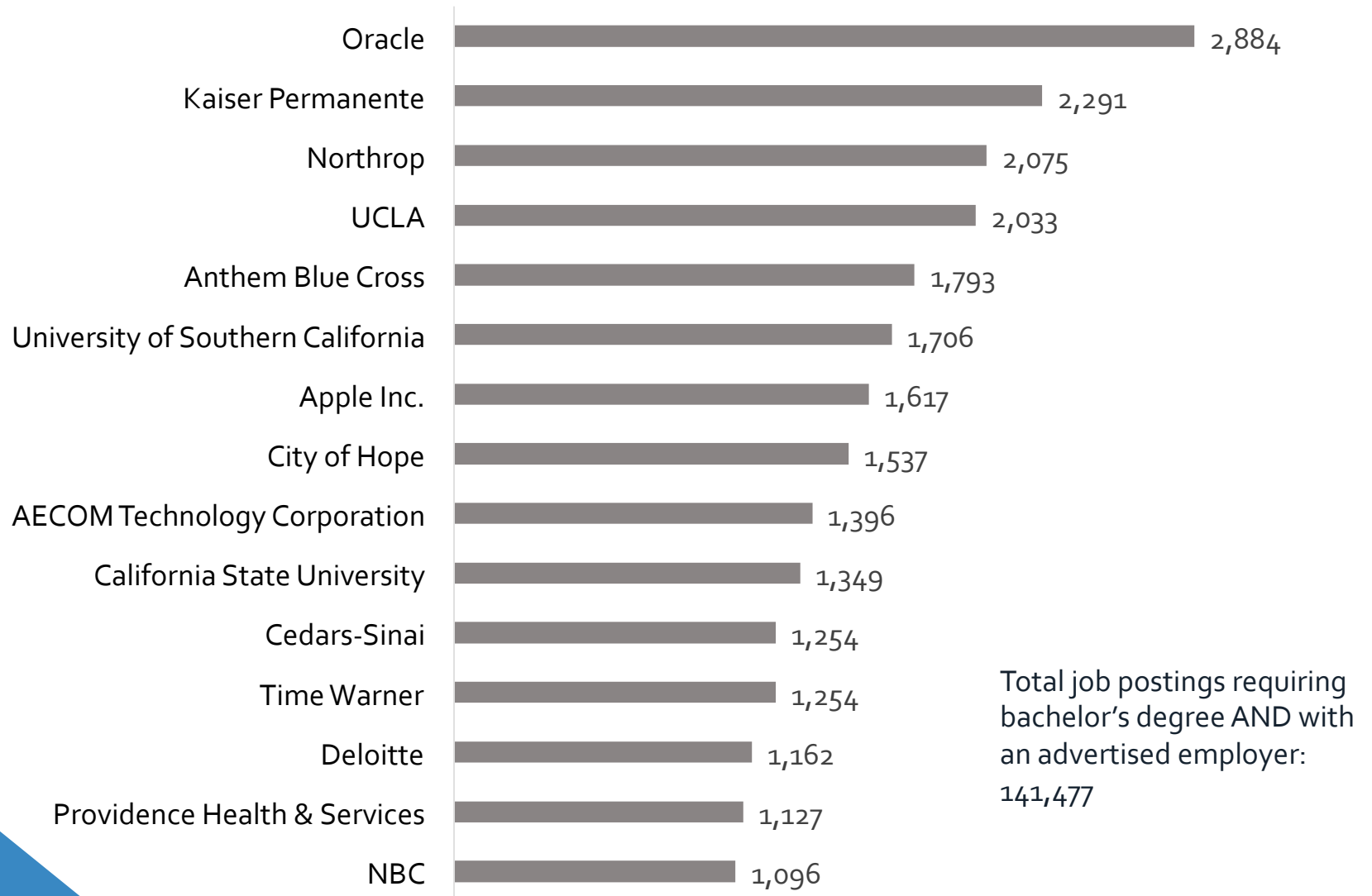
- Los Angeles: 113,234
- El Segundo: 11,127
- Long Beach: 9,226
- Pasadena: 8,884
- Santa Monica: 8,692
- Torrance: 8,490
- Glendale: 5,905
- Burbank: 5,471

# Top employers in LA county

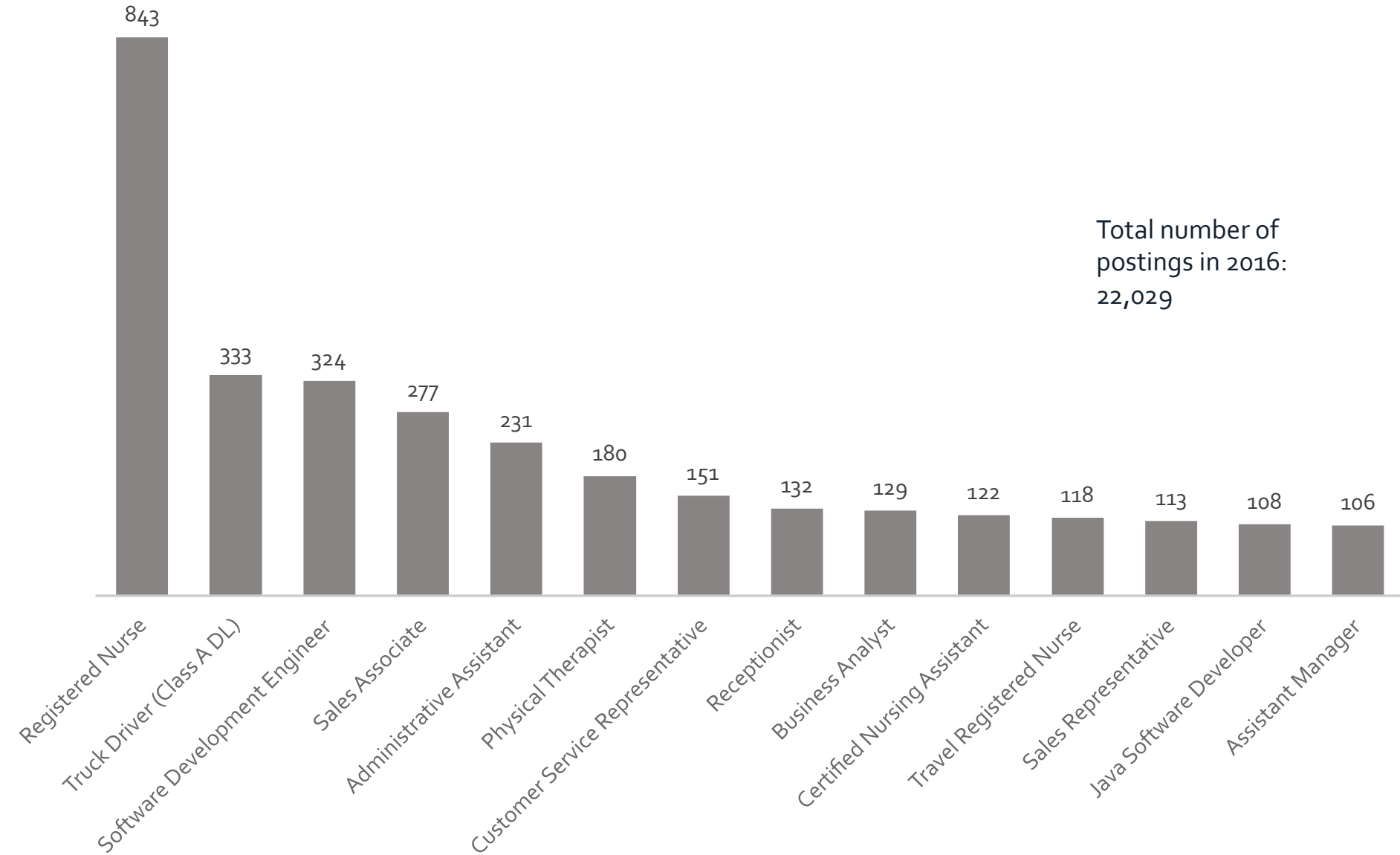


Total job postings requiring  
associate degree AND with an  
advertised employer: 29,182

# Top employers in LA county



# Top Job Titles in Glendale



# Top certifications in LA county

## Health-Related Certifications

Registered Nurse

Phlebotomy certification

Basic Cardiac Life Support Certification

Licensed Vocational Nurse (LVN)

Advanced Cardiac Life Support (ACLS) Certification

Nurse Practitioner

Critical Care Registered Nurse (CCRN)

American Heart Association Certificate

Certified Medical Assistant

Certified Nursing Assistant

## Other Certifications

Certified Public Accountant (CPA)

CDL Class A

Security Clearance

Project Management Certification (E.G. PMP)

Real Estate Certification

SERVSAFE

CA License

Certified Information Systems Security Professional (CISSP)

Forklift Operator Certification

First Aid CPR AED

**Total job postings with an advertised certification: 166,091**

Source: Burning Glass

Health ▼

Display only programs with wage data

## Health

Instructional programs that study the theories and techniques for the restoration or preservation of mental and physical health through the use of drugs, surgical procedures, manipulations, or other curative or remedial methods.

Curriculum	Award Type	Median Annual Salary		
		2 Years Before	2 Years After	5 Years After
⊕ Administrative Medical Assisting	Degree	N/A	\$27,193	N/A
⊕ Administrative Medical Assisting	Certificate	\$20,140	\$28,386	\$31,211
⊕ Cardiovascular Technician	Degree	\$20,134	\$61,491	\$73,479
⊕ Cardiovascular Technician	Certificate	\$20,535	\$63,780	\$71,284
⊕ Clinical Medical Assisting	Degree	\$8,126	\$26,667	\$23,506
⊕ Clinical Medical Assisting	Certificate	\$13,485	\$27,717	\$32,992
⊕ Dental Assistant	Degree	\$15,432	\$29,845	\$32,394
⊕ Dental Assistant	Certificate	\$13,912	\$28,253	\$30,552
⊕ Dental Hygienist	Degree	\$20,171	\$69,118	\$64,030
⊕ Dental Laboratory Technician	Certificate	\$20,548	\$21,348	\$25,461
⊕ Diagnostic Medical Sonography	Degree	\$28,366	\$78,218	\$82,611
⊕ Diagnostic Medical Sonography	Certificate	\$35,009	\$69,418	\$80,791
⊕ Health Information Coding	Certificate	\$43,935	\$57,187	\$61,131
⊕ Health Information Technology	Degree	\$35,673	\$57,128	\$62,629
⊕ Health Information Technology	Certificate	\$41,724	\$54,712	\$57,509
⊕ Health Professions, Transfer Core Curriculum	Degree	\$18,109	\$25,901	\$56,092
⊕ Licensed Vocational Nursing	Degree	\$18,448	\$44,802	\$52,527
⊕ Licensed Vocational Nursing	Certificate	\$18,176	\$43,540	\$47,111

# O\*Net OnLine

[www.onetonline.org](http://www.onetonline.org)

The screenshot shows the homepage of the O\*NET OnLine website. At the top left is the URL [www.onetonline.org](http://www.onetonline.org). The main header features the O\*NET OnLine logo, which includes the text "o-net" in a blue circle and "O\*NET OnLine" in large blue letters, with the tagline "A proud partner of the americanjobcenter® network" below it. To the right of the logo is an "Occupation Quick Search" bar with a magnifying glass icon. Below the header is a navigation menu with links for "Help", "Find Occupations", "Advanced Search", "Crosswalks", "Share", and "O\*NET Sites".

The main content area is dominated by a large banner image of a construction crane against a sunset sky. The banner text reads: "Build your future with O\*NET OnLine." Below this, it says: "Welcome to your tool for career exploration and job analysis! O\*NET OnLine has detailed descriptions of the world of work for use by job seekers, workforce development and HR professionals, students, researchers, and more!" A blue button labeled "What is O\*NET?" is positioned at the bottom right of the banner.

Below the banner is a search section titled "Occupation Search" with a key icon. It includes a search box labeled "Keyword or O\*NET-SOC Code:" and a magnifying glass icon. To the right of the search box are three smaller search options, each with an icon and a brief description:

- Find Occupations** (magnifying glass icon): "Browse groups of similar occupations to explore careers. Choose from industry, field of work, science area, and more." Below this is a dropdown menu showing "Bright Outlook".
- Advanced Search** (wrench icon): "Focus on occupations that use a specific tool or software. Explore occupations that need your skills." Below this is a dropdown menu showing "Browse by O\*NET Data".
- Crosswalks** (person icon): "Connect to a wealth of O\*NET data. Enter a code or title from another classification to find the related O\*NET-SOC occupation." Below this is a dropdown menu showing "Apprenticeship".

On the right side of the page, there are several promotional boxes:

- What's New?**: "New BLS projections and industry info in O\*NET Websites." Includes a "Learn More" button and links for "email" or "RSS".
- I want to be a...**: "Start the career you've dreamed about, or find one you never imagined." Includes a "Find It Now" button and the text "at My Next Move".
- ATTN: VETERANS**: "Put your military skills and experience to work in civilian life. Learn how at: MY NEXT MOVE FOR VETERANS." Includes a "Get Started" button.
- The Green Economy**: "is changing tasks, skills, and jobs across the country."

O\*NET OnLine is an interactive application for exploring and searching occupations. This tool contains information on new and emerging occupations, related occupations, knowledge and skills areas, and more.





# Thank You!

**Lori Sanchez**

Director, Centers of Excellence for Labor Market Research

Los Angeles/Orange Counties Region

**[lsanchez144@mtsac.edu](mailto:lsanchez144@mtsac.edu)**

**909.274.6106**