

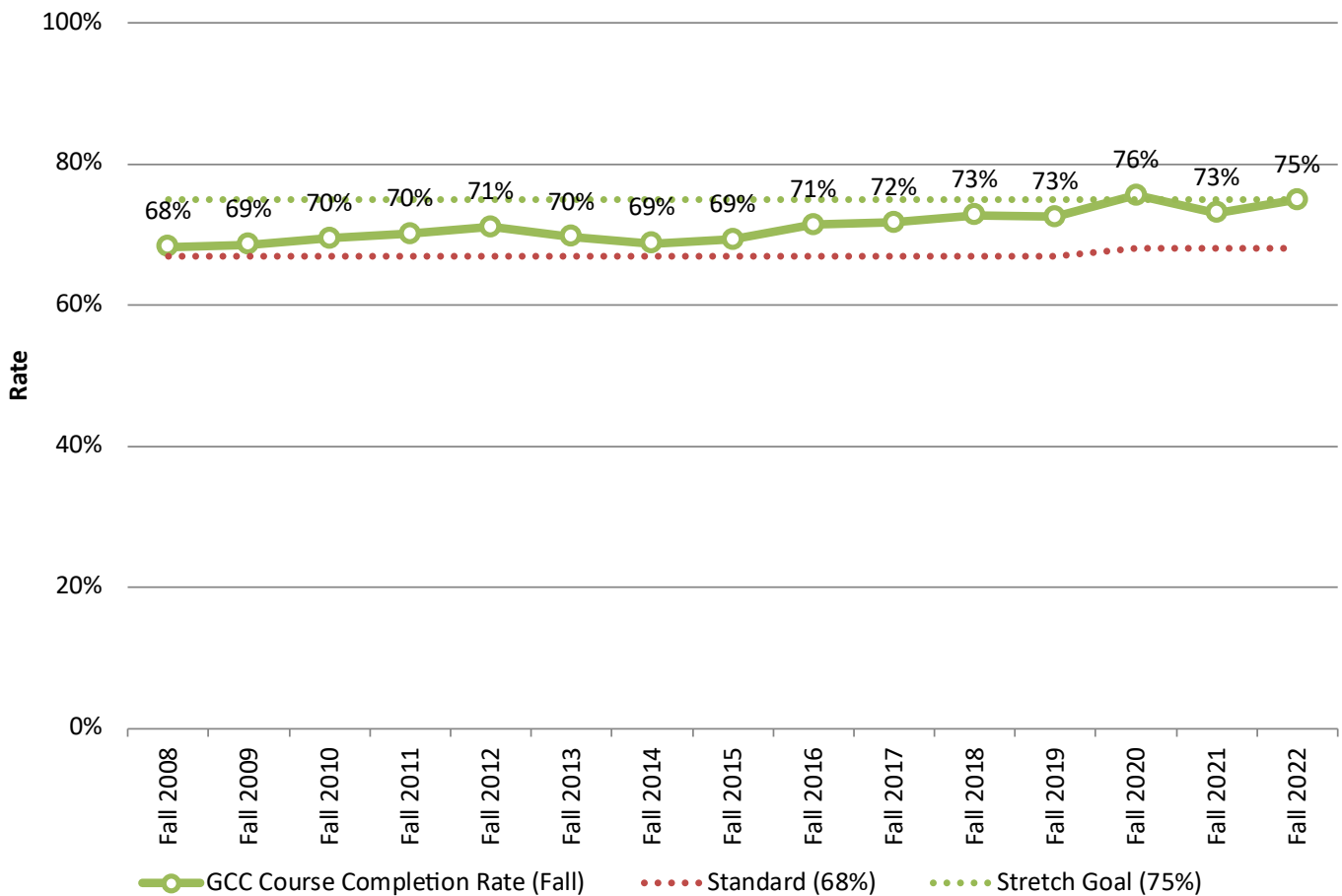


Report on Institution-Set Standards for Student Achievement 2022-2023

Glendale Community College has established the following standards for student achievement. This report shows how the college and its students are achieving these standards. The standards were recommended by the Academic Senate at its May 16, 2013 meeting and were approved by the Master Planning Committee (Team A) at its May 31, 2013 meeting. The standards and updated trend data are reviewed annually by the Academic Senate and Team A. On May 18, 2017, the Academic Senate adjusted the standard for number of degrees from 350 to 500. On February 21, 2019, the Academic Senate voted not to adjust any of the standards. On October 3, 2019, the Academic Senate approved stretch goals for each measure. On April 22, 2021, the Academic Senate adjusted several standards and stretch goals.

Standard 1. Course Completion Rate Institution-Set Standard: 68% Stretch Goal: 75%

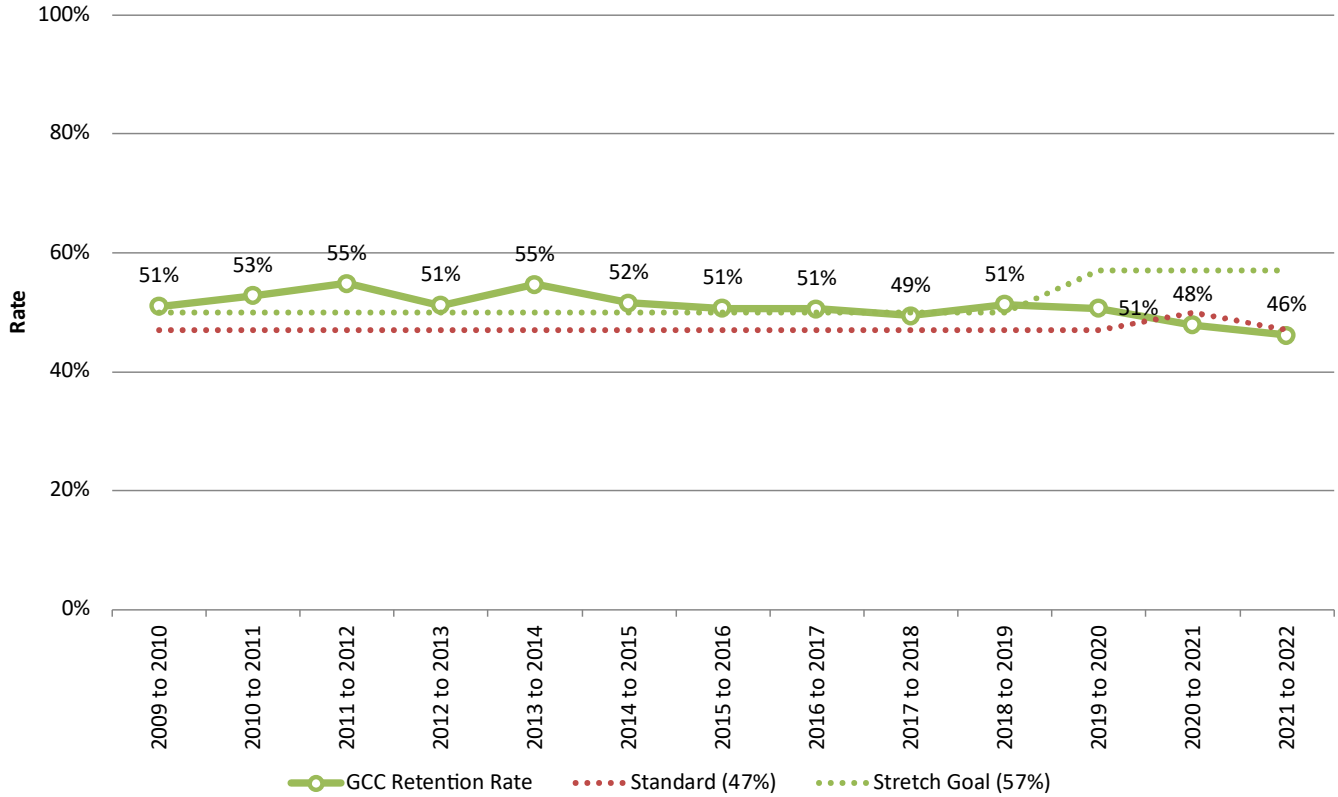
Course completion rate is the percentage of credit Fall-semester enrollments at census resulting in a grade of A, B, C, or Pass. (Note: The Academic Senate raised the standard from 67% to 68% on April 22, 2021.)



Standard 2. Retention Rate

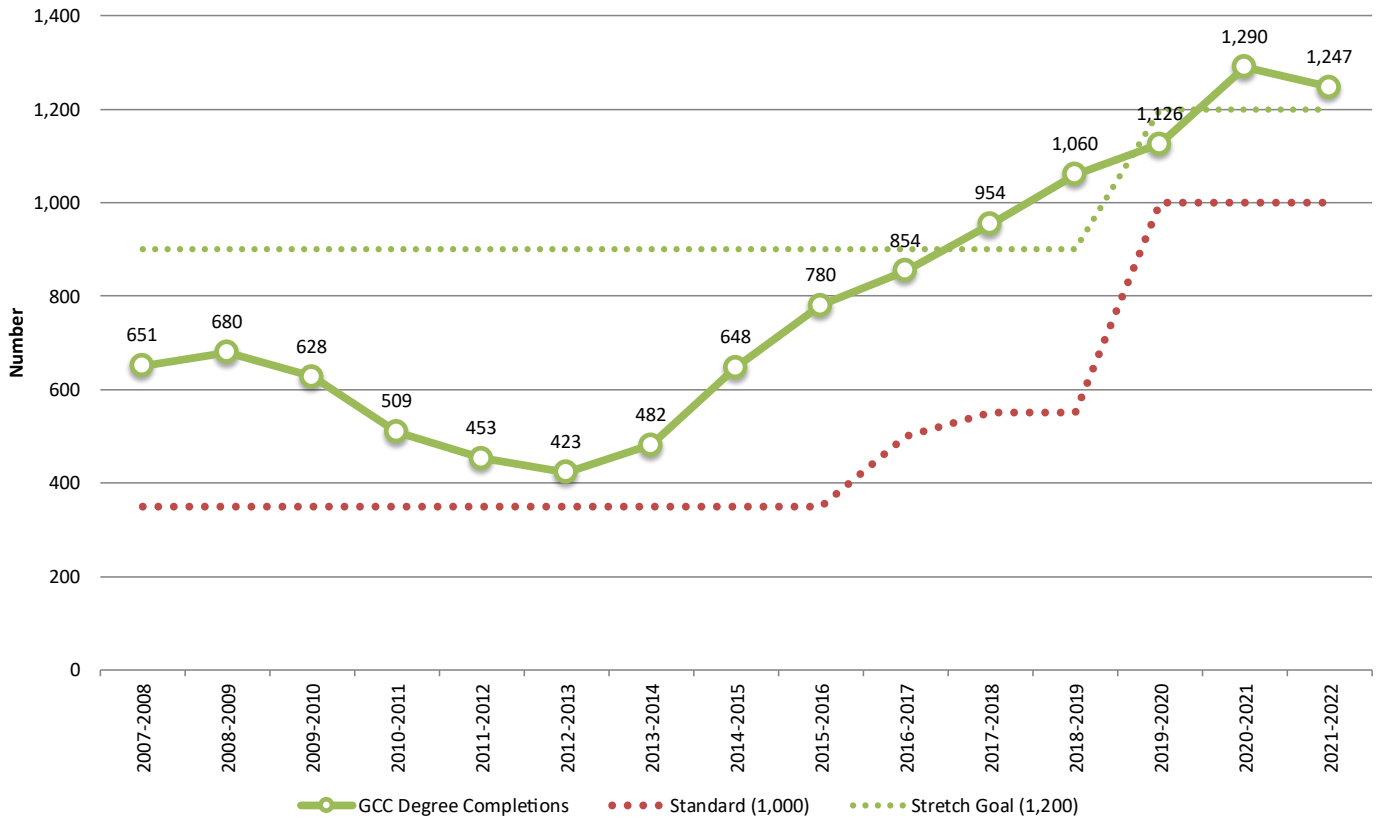
Institution-Set Standard: 47%
Stretch Goal: 57%

Retention rate, or Fall-to-Fall retention, is the percentage of credit students enrolled at census during one Fall semester who persist to the Fall semester of the following year. (Note: The Academic Senate raised the standard from 47% to 50% and the stretch goal from 50% to 57% on April 22, 2021. The Academic Senate changed the standard from 50% back to 47% on April 7, 2022.)



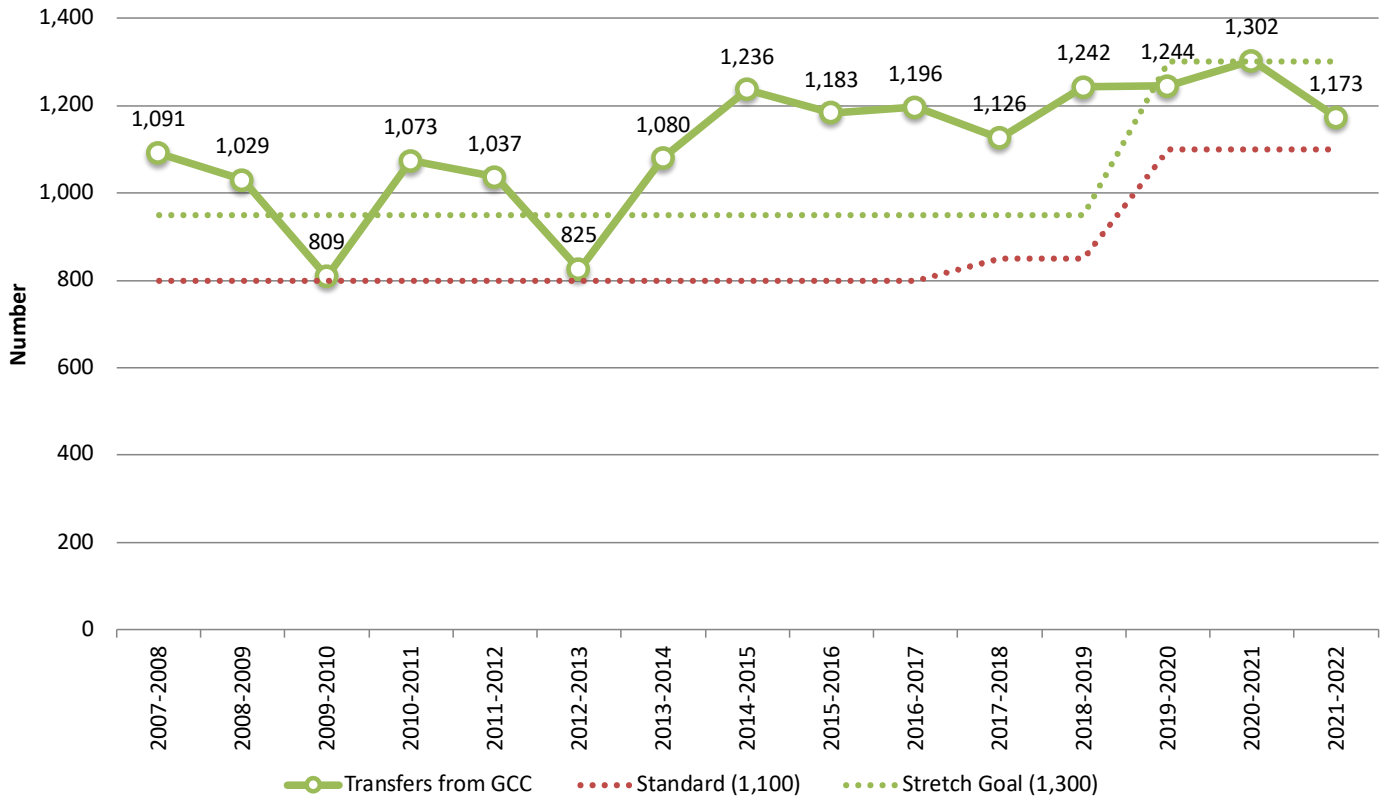
Standard 3. Degree Completion Institution-Set Standard: 1,000 Stretch Goal: 1,200

Degree completion is the total number of associate degrees awarded in an academic year, including Associate in Arts, Associate in Arts for Transfer, Associate in Science, and Associate in Science for Transfer. (Note: The Academic Senate changed the standard from 350 to 500 at its May 18, 2017 meeting, from 500 to 550 at its March 15, 2018 meeting, and then from 550 to 1,000 at its April 22, 2021 meeting. The Senate changed the stretch goal from 900 to 1,200 at its April 22, 2021 meeting.)



Standard 4. Transfers
Institution-Set Standard: 1,100
Stretch Goal: 1,300

Transfers is the total number of students transferring to a UC or CSU institution in the academic year. Although data are available for transfers to independent and out-of-state institutions, the data are generally not available in a timely manner, so this standard was set based on transfers to UC and CSU institutions. (Note: The Academic Senate changed the standard from 800 to 850 at its March 15, 2018 meeting, then from 850 to 1,100 at its April 22, 2021 meeting. The Senate changed its stretch goal from 950 to 1,300 at its April 22, 2021 meeting.)



Standard 5. Certificate Completion

Institution-Set Standard: 300

Stretch Goal: 500

Certificate completion is the total number of credit certificates awarded in an academic year. (Note: The Academic Senate changed the standard from 200 to 300 and the stretch goal from 225 to 500 at its April 22, 2021 meeting.)

