

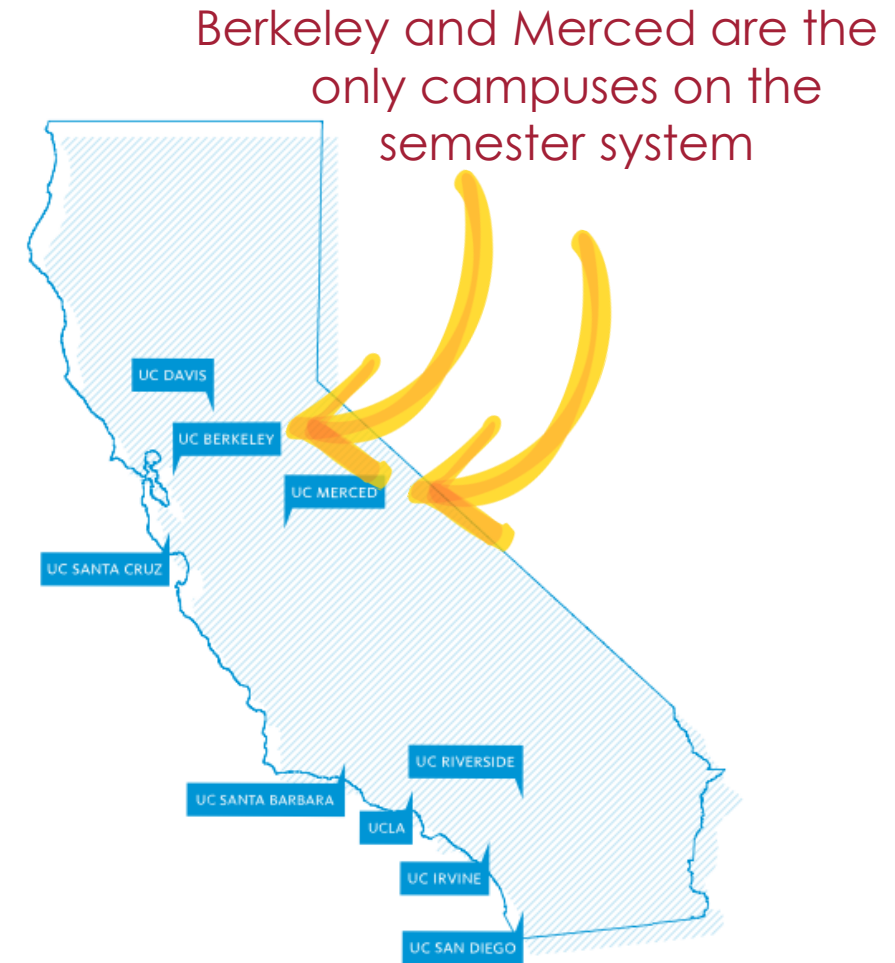


# UC Application Workshop – Fall 2025 Admission



- 10 campuses (9 undergraduate)
- Emphasis is on developing research skills
- Prepare students to advance to graduate and professional education programs
- Course content is mostly theoretical and analytical

## University of California (UC)





**Fall 2025** Admission: October 1 – December 2, 2024

The application fee is **\$80 per** campus; **\$95 per** campus for international and non-immigrant applicants

If you qualify for the fee waiver, you can apply to up to 4 UC campuses for **free!**

Apply broadly to increase your chances for admission!

# Eligibility Requirements for Fall 2025 Transfer



You must complete the following requirements **by the end of the Spring 2025**:

- 60 UC-transferable units
- 7-course pattern
- 2.4 GPA in UC-transferable coursework (2.8 if you're a nonresident)
- Required/recommended major preparation



1. English Composition (**ENGL 101, 101+, or 101H**)
2. English Composition - Critical Thinking (**ENGL 102, 102H, or 104**)
3. Mathematical Concepts and Quantitative Reasoning (**IGETC Area 2A**)
4. 4 courses chosen from at least 2 of the following subject areas:
  - Arts and Humanities (**IGETC Areas 3A and 3B**)
  - Social and Behavioral Sciences (**IGETC Area 4**)
  - Physical and Biological Sciences (**IGETC Areas 5A and 5B**)



- Some campuses require specific courses and grades for admission
- Check campus websites and ASSIST.org

## Required/Recommend Major Prep.

### Business Economics, B.A.

- Have a cumulative UC transferable GPA of 2.8 (3.4 for TAG)
- Complete the following courses with a grade of B or better:
  - One course in microeconomics
  - One course in macroeconomics
  - Two semesters/two quarters of approved first-year calculus equivalent to UCI's Mathematics 2A-B

Please note:

- While not a requirement for admission purposes, all School of Social Sciences majors must satisfy a mathematics requirement and a computer education course. For full details, students should refer to [www.assist.org](http://www.assist.org), the UCI General Catalogue, or consult with a UCI representative in Admissions or the School of Social Sciences.

# Comprehensive Review



- Completion of GE
- Completion of major prep courses
- Transferable GPA
- Participation in honors courses or programs
- Special talents, achievements, and awards
- Completion of special projects
- Academic accomplishments in light of life experience
- Location of college and residence
- Completion of UC Pathway or ADT

## This is how UCs review applications



You are more than just your  
courses and GPA!




Be sure to have the following before you begin your application:

- Unofficial transcripts from **all** colleges attended
- AP/IB test scores (if applicable)
- Social Security Number, if you have one
- Citizenship status
- Annual income
  - For your parents - if you are a dependent
  - For yourself - if you are independent
- Payment method (credit card or you can mail a check)
  - Not needed if eligible for the fee waiver





[apply.universityofcalifornia.edu](https://apply.universityofcalifornia.edu)



Already have an account?

# Nine campuses. One application.

Welcome to the University of California's application for undergraduate admissions and scholarships. By starting your application, you're taking your first step toward the best public university system in the world.

[Create an account](#) ← Click "Create an Account"

The complex block is a promotional banner for the University of California's application system. It features a background image of diverse students in a lecture hall, smiling and looking towards the right. The text is overlaid on this image. At the top right, there is a small link "Already have an account?". The main headline "Nine campuses. One application." is in large white font. Below it, a paragraph of text in white font provides context. At the bottom, there is a white button with the text "Create an account" and a red arrow pointing left towards a yellow box containing the text "Click 'Create an Account'".



Click **“Create an Account”** and fill out the requested information

### What email address should you use?

- Most official UC communication comes by email
- Use/create a personal email address
- Check your email regularly – consider connecting the email account to your phone

## Create an account ×

**Email address \***

**Confirm email address \***

**Password \*** [Show password](#)

*Your password must contain:*

- 8 to 30 characters

*And meet at least three of the following requirements:*

- An English lowercase letter (a-z)
- An English uppercase letter (A-Z)
- A number between 0-9
- A special character: !@#\$%^&\*+<>?.-



When do you hope to start at the University of California? \*

Winter Quarter/~~Spring Semester~~ 2025

Fall Quarter/Semester 2025

# Select The Correct "Transfer" Status



Select "Transfer"



**Your application level: \***

First-year  
I'm currently in high school.  
- OR -  
I've graduated from high school, but have not enrolled in a regular session (non-summer) at a college or university. ⓘ

Transfer  
I've graduated from high school and am enrolled in a regular session (fall, winter or spring) at a college or university. ⓘ

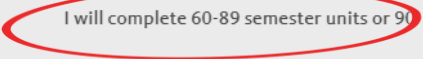
Please select what type of transfer applicant you are based on the number of college/university units you plan to complete before you enroll at UC:

Junior-level transfer  
I will complete 60-89 semester units or 90-134 quarter units by the time I enter UC.

Sophomore-level transfer  
I will complete fewer than 60 semester units/90 quarter units by the time I enter UC. (There are limited campuses/programs available at this level.)


Senior-level transfer  
I will complete 90 semester units/135 quarter units or more by the time I enter UC. (There are limited campuses/programs available at this level.)

Select "Junior-level Transfer"






Applicati



# It's your time to shine.

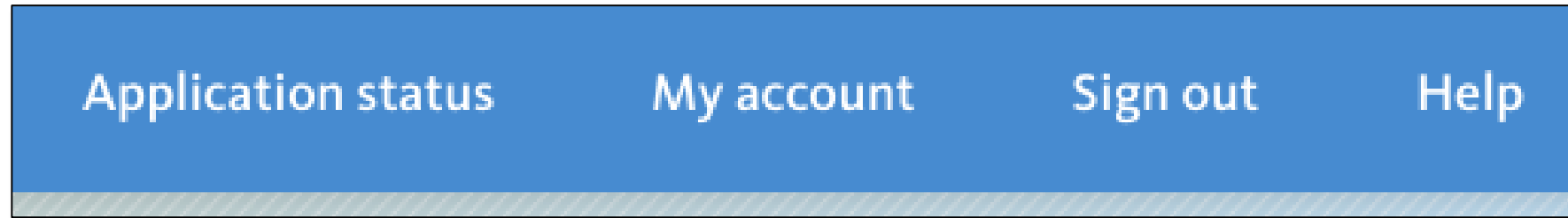
You've already done the hard part — spending countless hours studying, taking tests, and pursuing your passions and interests. Now comes the exciting part: You get to brag about it.

Click "Start application"  [Start application](#)

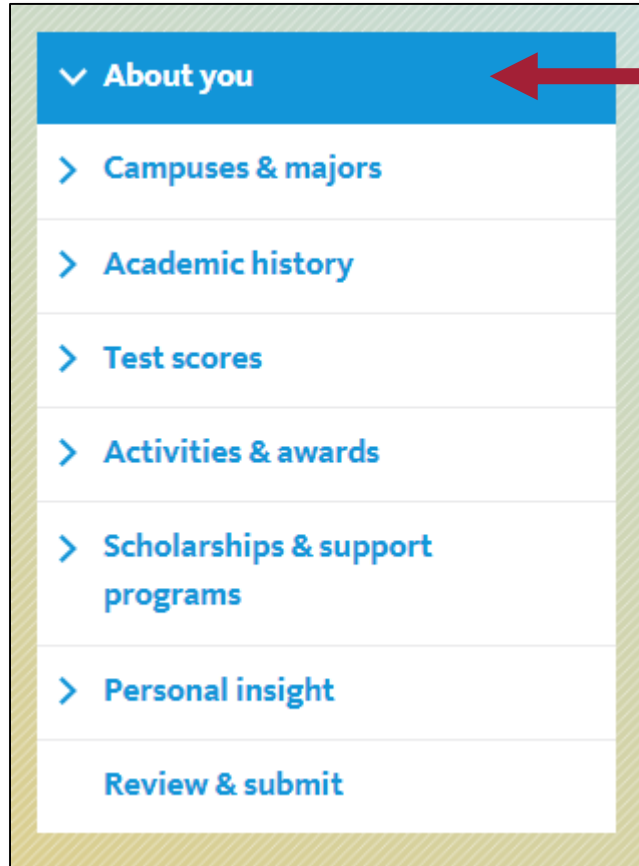
Click "Start application"

Start application

## The Top Navigation Is Your Friend

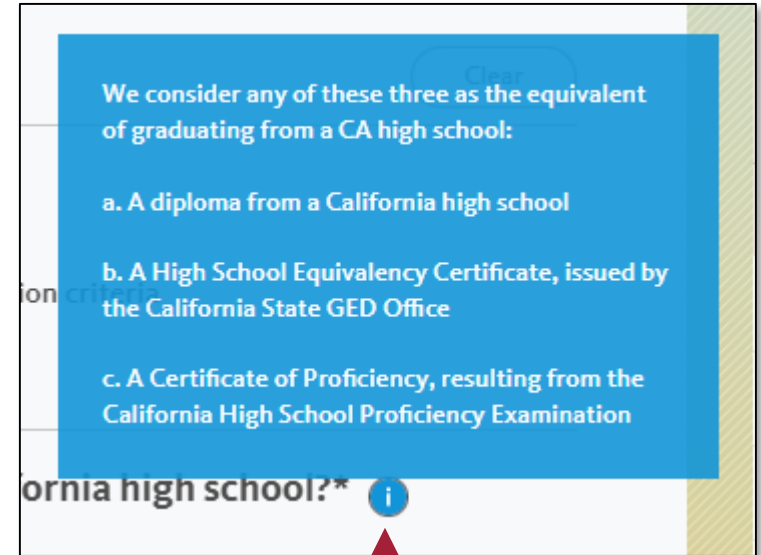


- Click on "**Application Status**" to view your completed and in-progress applications
- Click on "**My Account**" to update your email address or password
- Click on "**Help**" for UC application helpdesk contact information
- The system will log you out after prolonged periods of inactivity – Save often and click "**Sign Out**" before exiting the application



Can complete the application in any order, but you should complete the "About You" section first since the information you include here is used throughout other parts of the application

# Application Navigation




Hovering over these buttons provides additional clarification



# About You

This section should be done in order since the information you include here is used throughout other parts of the section



- ▼ About you
- Personal information
- Contact information
- Citizenship & residency
- Demographics
- Your background
- Your household
- Parent information
- Statement of Legal Residence
- Review

Every section allows you to review your answers

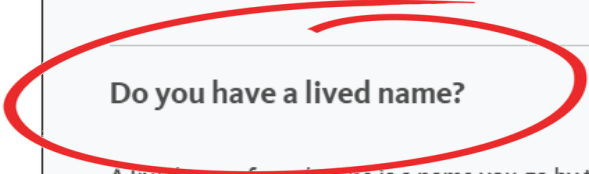




### What is your name?

We'd like to know your legal name - the name that appears on official documents, like your birth certificate, passport or driver's license.

First/Given name *	Middle name	Last / Family / Surname *	Suffix
<input type="text" value="Gee"/>	<input type="text"/>	<input type="text" value="CeeCee"/>	<input type="button" value="-- select --"/> ▾



### Do you have a lived name?

A lived or preferred name is a name you go by that is different than your legal name (for example, a middle name that you go by or a name that aligns with your gender identity). If you enter a lived name, we'll use it in most of our communications with you about the application, except when it's required for us to use your legal name.

No  Yes

Lived first name *	Lived middle name	Lived Last / family / surname *
<input type="text"/>	<input type="text"/>	<input type="text"/>

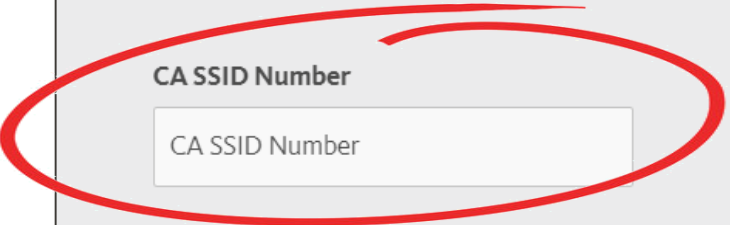


Have you ever attended a California public school? [i](#)

No  Yes

If you know your California State Student ID (CA SSID), please enter it below. Your 10-digit CA SSID can be found on your high school transcripts. If you need help finding it, please contact your high school counselor.

CA SSID Number



# Citizenship & Residency



What is your country of citizenship? ⓘ

Country \*

United States ▼

Do you have a U.S. Social Security number or an Individual Taxpayer Identification Number (ITIN)?

If you apply for financial aid, we use the Social Security number or ITIN you provide to match your application to your Free Application for Federal Student Aid (FAFSA) or California Dream Act application. See 'Help' for more information on the additional uses of the Social Security number.

No  Yes Clear

Social Security number or ITIN

Social Security number or

DACA participants and undocumented students should select "No Selection" for the Country

Students with a SSN or ITIN should enter it -- otherwise, this item can be skipped



What is your country of citizenship? [i](#)

Country \*

Argentina

What will your citizenship status be on the date you submit this application? \*

- Legal U.S. permanent resident (green card) [i](#)
- Refugee
- Non-immigrant/foreign visa (you have a visa or will be applying for one)

If you select a country other than the US, you will have to answer these follow-up questions

# Citizenship & Residency

## California residency for admission purposes

It's important for us to know your residency status because UC has different admission criteria for California and non-California residents.

By the time you attend UC, will you have graduated from a California high school?\*

No  Yes

By the time you attend UC, will you have attended a California school for three or more years during grades K through 12? \*

No  Yes

By the time you attend UC, will you have attended a combination of California high school, California adult school, and/or California Community College for the equivalent of at least three years? \*

No  Yes

Are you currently living in California? \*

No  Yes

Have you lived in California your entire life? \*

No  Yes

I have lived here since:

Month \*

Month \*



Year \*

Year \*



These questions will determine whether you are considered a California resident or non-California resident



## Please tell us more about yourself

Check all that apply to you: \*

- I am married or in a civil union/registered domestic partnership [i](#)
- I have children
- I've been in foster care or am a ward of the court in the United States
- When I attend UC, I will be a current or former member of a student organization
- None of the above apply to me ←

If you are under the age of 24 and click "None of the above apply to me," you are considered a dependent and will be asked questions about your parents

# Your Household - Dependent

## Who lives with you at your permanent home address?

Please provide information about your parents who live at this address. Your parents can be your biological or adoptive parents, stepparents or legal guardians.

- One Parent [i](#)
- Two Parents [i](#)
- Legal guardian(s) [i](#)
- Other

## What was the total income earned in 2023 by your parents or legal guardians? [i](#)

We may use this information to help us determine if you're eligible for certain outreach programs, scholarships, and the application fee waiver. This information is not used for financial aid.

Income

\$  .00

## How many people were supported by this income? [i](#)

Number of people

This section provides contextual information for reviewers and determines your eligibility for the application fee waiver

## Parent

What is this parent's relationship to you?

-- select --

Is this parent living?

No  Yes

## Parent

What is this parent's relationship to you?

-- select --

Is this parent living?

No  Yes

# Your Household - Independent

Do you live by yourself?

No  Yes

What was your total income earned in 2023? [i](#)  
(Include your spouse's income, if relevant)

We may use this information to help us determine if you're eligible for certain outreach programs, scholarships, and the application fee waiver. This information is not used for financial aid.

Income

\$  .00

How many people were supported by this income? [i](#)

Number of people

Parent education level

What is the highest level of education for either of your parents?

Education level

-- select --



This section provides contextual information for reviewers and determines your eligibility for the application fee waiver



## About you

### Statement of Legal Residence



\* required

The University of California requires all applicants to complete a Statement of Legal Residence (SLR) to be evaluated for a Residency Classification for purposes of UC tuition. For further explanation, read the full [UC Residence Policy and Guidelines](#) . As UC policy is subject to change during the year, if there are any discrepancies between any Statement of Legal Residence and the Residence Policy and Guidelines, the Residence Policy and Guidelines govern the rules around Residence for Tuition purposes at all times.

The University of California's Statement of Legal Residence is made up of three parts: Physical presence, Intent to remain in California, and Immigration status.

- 1) Physical Presence - You and your parents must be physically present in California for more than 365 days immediately prior to the residence determination date. If you moved to California primarily to attend the University of California or another school, you are ineligible for a Resident classification for tuition purposes.
- 2) Intent to remain in California - You and your parents must have established your intent to make California your permanent home for more than 365 days immediately prior to the residence determination date and must have relinquished ties to any prior place of residence outside of California. Please read the [UC Residence Policy and Guidelines](#) to learn more about how to document your intent to remain in California.
- 3) Immigration status - You and your parents must be citizens or permanent residents of the United States, or be present under a valid I-94 for an eligible visa, and have held that immigration status for more than 365 days prior to the residence determination date.

In some cases, applicants who do not satisfy all three parts above may qualify for a Special Circumstances, Exemption, or Waiver provision (such as an AB 540 nonresident supplemental tuition exemption) and will be asked to submit additional supplemental information at a future date. A full list of exemptions and waivers can be found in the [UC Residence Policy and Guidelines](#) .

Please note: Even if you were previously classified as a resident in another system, you will still need to meet the University of California's classification requirements.

Would you like to be evaluated for California residency for tuition purposes? \*

Yes  No

# Statement of Legal Residence

Answering “Yes” will bring up additional questions about the your (and your parents’ physical presence, if dependent) in CA

Answering “No” will require you to select a reason why you do not want to be evaluated for CA residency

You will also need to acknowledge that by selecting “No” you will be classified as a nonresident for tuition purposes


# Statement of Legal Residence




Undocumented students should select "Yes" for physical presence in CA, attendance at CA HS, and establishing CA as a permanent home

Select "Unknown" for parents' physical presence and citizenship

## Special Circumstances, Nonresident Supplemental Tuition Exemptions, and Tuition Waivers \*

There are several exemptions that might allow a non-resident student to still pay California-resident tuition. A full list of exemptions and waivers can be found in the [UC Residence Policy and Guidelines](#) .

Check all that apply.

- I believe that I qualify for an [AB 540 nonresident supplemental tuition exemption](#)  based on the number of years I have attended school in California.
- I am a graduate of a California school operated by the Federal Bureau of Indian Affairs.
- I am an amateur student athlete training at a United States Olympic Center in California.
- I have a T or U Visa.
- I am a full-time employee, or the child/ dependent spouse/registered domestic partner of a full-time employee of an LLC holding a contract to manage a University of California laboratory, or an employee of the University assigned to work outside of California.
- I am the child, spouse, or registered domestic partner of a UC faculty member who is on the Academic Senate.
- I have been living in California under the care of an adult other than my legal parent for a period of two years or more prior to reaching age 19.
- I have or expect to have a Violence Against Women Act (VAWA) immigration status.
- None of the above apply to me.



# Campuses & Majors



A photograph of three diverse students smiling on a college campus. In the background, a tall, white clock tower is visible among green trees and a building.

- > About you
- ▼ Campuses & majors
- UC values
- Term & level
- Choose campuses
- Choose majors
- Review

# Choose Campuses

## Campuses & majors

### Choose campuses

Each UC campus has different strengths and unique environments. Applying to more than one campus will increase your chances of being admitted to UC and finding a campus that's right for you.

You've qualified for a UC application fee waiver!  
You can apply to 4 campuses for free.

If you apply to more than 4 campuses, each additional campus will cost \$80, which you'll pay once you submit your application.

YOUR ESTIMATED COST: \$0

Save & continue



- > About you ✓
- ▼ Campuses & majors
  - UC values ✓
  - Term & level ✓
  - Choose campuses ✓
  - Choose majors
  - Review
- > Academic history
- > Test scores
- > Activities & awards
- > Scholarships & programs
- > Personal insight
- Review & submit

# Choose Majors



College view is the default view, where you can see majors grouped within colleges

If you're not sure which college your major is in, Category view will let you browse through subjects



UC Riverside

Selected major  
*Not selected*

Selected alternate major  
*Not selected*

Browse by: **College** | [Category](#)  show closed majors

- > **College of Humanities, Arts, and Social Sciences**
- > **College of Natural and Agricultural Sciences**
- > **Graduate School of Education**
- > **School of Business**
- > **School of Public Policy**
- > **Marlan and Rosemary Bourns College of Engineering**

# Choose Majors

College of Humanities, Arts, and Social Sciences

African American Studies, B.A.	<input type="radio"/> Major	<input type="radio"/> Alternate major
Anthropology, B.A./ B.S.	<input checked="" type="radio"/> Major	<input type="radio"/> Alternate major
Art History, B.A.	<input type="radio"/> Major	<input type="radio"/> Alternate major
Art History/Administrative Studies, B.A.	<input type="radio"/> Major	<input type="radio"/> Alternate major
Art History/Religious Studies, B.A.	<input type="radio"/> Major	<input type="radio"/> Alternate major
Asian American Studies, B.A.	<input type="radio"/> Major	<input checked="" type="radio"/> Alternate major
Asian Studies, B.A.	<input type="radio"/> Major	<input type="radio"/> Alternate major

You can select both a major and an alternate major\*

If a campus is unable to offer you a place in your first-choice major, they may consider you for an alternate major

\*not all campuses will consider students for an alternate major

The alternate major should be in a subject you want to study and have met the major prep. requirements for

Do not assume that you can change into your first-choice major once you transfer



**Art, B.A.**

This major requires a supplemental application.

Major

Alternate major

Some majors require a supplemental application – requirements and deadlines vary

Make sure to note the deadline for supplemental applications

# UCSD College Ranking

## UC San Diego college ranking \*

If you're accepted into UC San Diego, you'll be assigned to one of eight colleges on campus. These colleges are residential neighborhoods on campus with their own residence facilities, staff and general education requirements.

On the next page, you'll be asked to rank the colleges in order of your preference.

Keep in mind: Your rankings will not affect the evaluation of your application - you're not applying to the individual colleges (you're applying to the university). Also, college assignments are not based on major. You'll be able to access the full range of available majors regardless of college assignment.

Click the button below to rank the colleges.

Rank colleges

Visit [compare.ucsd.edu](https://compare.ucsd.edu) to compare UCSD's colleges

Each college has its own theme

## UC San Diego college ranking \*

When we ask you to "rank" the colleges, we're asking you to state your preference for college assignment, should you be offered admission to San Diego. [Learn more about UC San Diego's college system.](#)

Your rankings will **not** affect the evaluation of your application or your major selection.

Instructions: To re-order the list below, select a college and drag and drop it into a new position. You can also click on the arrows to reposition the colleges.


Rank	College
1	Earl Warren College
2	Eighth College
3	Eleanor Roosevelt College
4	John Muir College
5	Revelle College
6	Seventh College
7	Sixth College
8	Thurgood Marshall College

Will accept transfer students beginning in Fall 2025






# Academic History



A photograph of three students on a college campus. A young man in a blue shirt is leaning forward on the left, a young woman in a white top is in the center, and a young man in a black shirt and cap is on the right. In the background, there is a tall clock tower and other campus buildings.

**Academic history**  
Introduction



A small icon of a yellow and orange suitcase with a black handle, set against a light blue circular background.


- > About you
- > Campuses & majors
- ▼ Academic history
  - Introduction ✓
  - Transfer Admission Planner
  - Last high school attended
  - Colleges
  - College courses
  - Minimum requirements
  - Additional information
  - Review



If you created a UC Transfer Admission Planner (UC TAP) account and entered your academic information, you can import your courses and grades into the UC application

## Academic history

### Transfer Admission Planner



\* required

If you have entered your school and coursework information in the UC Transfer Admission Planner (TAP) and indicated you plan to apply to UC for Fall Quarter/Semester 2025, your information may be available for import into your UC application.

Please enter the login ID and email address used for your TAP account and click on "Import data from TAP" to copy your information. This will delete all previously entered academic history information.

Click "Save & continue" if you do not have a TAP account.

---

**TAP login ID**

**TAP email address**

My UC TAP email address is the same as my UC application email address

Import data from TAP



You will need to provide information for your last HS attended; this includes schools outside the US

## Academic history

### Find high school




\* required

To evaluate your academic record, we need to know the last high school you attended.

### Where did you attend high school? \*

In California    Outside California (in the U.S.)    Outside the U.S.

### Search for high school

Enter your school's name, city, or the school code. 

Search

# Last HS Attended



Search results for: AWESOME ✕

Showing 0 to 0 of 0 entries

School name	City	State	School code
No data available in table			

**Can't find your school?**

- Make sure you have selected the correct location (In California, Outside California or Outside the U.S.).
- Check for any misspellings.
- Try entering just the unique words in the school name leaving out words such as high school, academy, charter, saint or abbreviated words like ST and HS.
- Use the [College Board](#)  site to search for your school code.
- You can also manually enter your school information.

If you can't find your HS, you can manually enter it






You must provide information for **all colleges/universities attended**, including outside the US

# Find College

**Academic history**  
**Find college**

 \* required

You'll need to add information about each college you attended, one at a time.  
First, tell us where your college is located and enter the name of your college.

**Where did you attend college? \***

In California    Outside California (in the U.S.)    Outside the U.S.

**Search for college**

Enter college name, city or college code.

glendale

Search results for: glendale ×

Showing 1 to 1 of 1 entries

School Name	City	State	Code	
GLENDALE COMMUNITY COLLEGE	ALL LOCATIONS	CA	004327	<input type="button" value="SELECT"/>

Can't find your college?

Click "Select"

# College Information

## Academic history College information



\* required

GLENDALE COMMUNITY COLLEGE, 004327-3  
ALL LOCATIONS, CA  
School code: 004327-3

### When did you attend this college? \*

Start date: Month \* Year \*  
End date: Month \* Year \*

### Is this your current or most recent college? \*

No  Yes

Refer to your transcript to determine when you started (including dual enrollment) and indicate the end of your last semester when you will meet your admission requirements (e.g., end of Spring 2025 is June 2025)

### During your attendance, did the college's term system (quarter or semester) change? \*

No  Yes

### What is this college term system? \*

Semester with Winter Sessi... ▾

Select "Semester with Winter Session"

### Please select all the terms when you were enrolled at this college.

- Summer 2022
- Fall 2022
- Winter 2023
- Spring 2023
- Summer 2023
- Fall 2023
- Winter 2024
- Spring 2024
- Summer 2024
- Fall 2024
- Winter 2025
- Spring 2025
- Summer 2025

Select all the terms on your transcript as well as in-progress and planned terms

# College Information



If anticipated, put the last month of the semester you'll be earning the degree



Did you or will you receive an Associate for Transfer or UC Transfer Pathway (UCTP) Associate's degree?

No  Yes Clear

Degree Level : Associate for Transfer (AA-T, AS-T)

Date received / will receive      Major

Month \*    Year \*    Select \*    Clear

+ Add another Associate for Transfer degree

---

Degree Level : UC Transfer Pathway (UCTP) Associate's Degree

UCTP degrees are not available for this college.



GCC does not offer these degrees



## Academic history

### Colleges



\* required

Enter all colleges you have attended, regardless of how long you attended, whether courses were completed or whether you believe your record will affect your chances for admission.

Providing incomplete or incorrect information may jeopardize your UC admission or enrollment.

GLENDALE COMMUNITY COLLEGE  
ALL LOCATIONS, CA

Delete

Edit

College code:	004327
Grading system:	A B C D F
Attended:	August 2022 - June 2025
Current or most recent college:	Yes
Term system changed:	No
Term system:	Semester with Winter Session
Enrolled terms:	Summer 2022 Fall 2022 Spring 2023 Summer 2023 Fall 2023 Spring 2024 Fall 2024 Spring 2025
Has Assoc. Transfer/UC Transfer Pathway degree	No
Degree, diploma or certificate:	No degree

Add another college

I've finished adding colleges

# College Review

Review the information you entered and make sure your dates and terms of attendance are correct

Add other colleges attended here







## Academic history

### Enter term courses and grades



\* required

Click on a department to see the list of courses offered. Select the courses you took and the grades you received.

If your courses aren't listed, click "I don't see my courses" at the bottom of the page and enter them manually.

Please report all grades received for all courses you enrolled in, including withdrawals, incompletes and courses you may have repeated at a later date.

GLENDALE COMMUNITY COLLEGE    Grading system:    A B C D F  
ALL LOCATIONS, CA                      Term system:           Semester with Winter Session  
  
College code: 004327

#### Grade Codes

**AR** - Academic Renewal    **CR** - Credit                      **EW** - Excused Withdrawal    **IN** - Incomplete  
**IP** - In Progress              **NC** - No Credit                      **NP** - No Pass                      **PL** - Planned  
**PS** - Pass                      **WF** - Withdraw Failure              **WI** - Withdraw  
**WU** - Withdraw Unauthorized

Fall 2022

#### Accounting

Dept	Course No.	Course Title	Units	Grade
<input checked="" type="checkbox"/> ACCTG	101	Financial Accounting	5	-- ▾

# College Courses

The courses you see for CA community colleges are the UC-transferable courses found on ASSIST

Use your transcript to ensure you report the correct term, course number, title, units, and grade received for each course

Select the grade earned from the drop-down exactly as it is listed on your transcript



# College Courses

Courses that are not UC-transferable must be entered manually

This also applies to courses taken at non-CA community colleges

> Speech Communication

> Student Development

> Theater Arts

I don't see my courses.  
Manually enter any courses you took that are not listed above.

Dept	Course No.	Course Title	Units	Grade
MATH	102	Trigonometry	3	C ▾

[Add another course](#)

Save & continue Cancel

Use your transcript to ensure you report the correct term, course number, title, units, and grade received for each course

Select the grade earned from the drop-down

# College Courses



You must enter **all** courses taken, including:

- Non-transferable courses
- Courses taken outside the US
- Courses in which you received a W, EW, FW, I, D, F, P, NP
- Repeated courses
  - Both the original grade (D or F) and the more recent grade are included
  - DO NOT report these as academic renewal
- Only courses where you received academic renewal should be reported at "AR"

**Missing/inaccurate information may be viewed as falsification and result in cancellation of the application at all UC campuses**

Include the "D"  
and the "A"



T ART 101	Intro To Theatre	Fall 2017	D	3.00	✓	05 - Course Repeated Excluded
T ART 101	Intro To Theatre	Fall 2018	A	3.00	✓	

PHILO 101	Intro To Philosophy	Summer 2021	D	3.00	✓	07 - Academic Renewal
-----------	---------------------	-------------	---	------	---	-----------------------



Report the grade as  
"AR" instead of the "D"




If you indicated any gap in attendance, you will be prompted to explain why you were not enrolled

If you made an error and did enroll during an identified gap term, you must go back and adjust the dates of attendance and then enter the coursework attempted/completed

### Academic history

College courses & grades



\* required

#### Enrollment gap

Please tell us why you were not enrolled during the term.

Term: Spring 2022

Reason \*

150 characters remaining

[Save & continue](#) [Cancel](#)

# Minimum Requirements



If you entered coursework that indicates you met the minimum English (2 courses) and math (1 course) requirements, you will be asked to review what you entered

## College / University English composition

Prior to transfer, will you complete two transferable college courses in English composition (not including English as a second language courses)?

What is the status of the first course? \*

- In progress
- Planned
- None planned / not completed
- Completed with a grade of C or better

What is the status of the second course? \*

- In progress
- Planned
- None planned / not completed
- Completed with a grade of C or better

---

## College / University mathematics

Prior to transfer, will you complete one transferable college course in mathematical concepts and quantitative reasoning? \*

- In progress
- Planned
- None planned / not completed
- Completed with a grade of C or better

If your coursework appears to be missing either the English or math, you will need to indicate your plan to complete these courses

If you are using an AP or IB exam score to meet these requirements, add them to the Test Scores section and mark them as "None planned/not completed" and it will show the exam that's being used

# Minimum Requirements – Using Test Scores

## College / University English composition

The following CA Community College course you reported in Academic History section meets 1 of the English composition requirement, if completed with grade C or better.

Dept	Course No.	Course Title	Grade
ENGL	102	Critical Thinking and Literary Analysis	B

What is the status of the second course? \*

- In progress
- Planned
- None planned / not completed
- Completed with a grade of C or better

The AP English Language & Composition exam or AP English Literature & Composition exam with a score of 3, 4 or 5 can be used to fulfill 1 of the 2 English composition requirements. You can enter your AP exam scores in the "Test scores" section.

## College / University mathematics

Prior to transfer, will you complete one transferable college course in mathematical concepts and quantitative reasoning? \*

- In progress
- Planned
- None planned / not completed
- Completed with a grade of C or better

The AP Calculus exams or AP Statistics exam with a score of 3, 4 or 5 can be used to fulfill the mathematics requirement. You can enter your AP exam scores in the "Test scores" section.

If you are using an AP or IB exam score to meet these requirements, select "None planned/not completed"

Once you add the score(s) to the "Test Scores" section, it will show which exam is being used for that requirement

## College / University English composition

The following CA Community College course you reported in Academic History section meets 1 of the English composition requirement, if completed with grade C or better.

Dept	Course No.	Course Title	Grade
ENGL	102	Critical Thinking and Literary Analysis	B

What is the status of the second course? \*

- In progress
- Planned
- None planned / not completed
- Completed with a grade of C or better

The AP English Language & Composition exam with score of 4 will be used to fulfill one of the English composition requirements.

## College / University mathematics

Prior to transfer, will you complete one transferable college course in mathematical concepts and quantitative reasoning? \*


- In progress
- Planned
- None planned / not completed
- Completed with a grade of C or better

The Statistics exam with score of 3 will be used to fulfill the mathematics requirement.



You must disclose any terms on academic probation



**Academic history**  
**Additional information**  \* required


---

Have you ever been on academic probation? \*

No  Yes

---

**UC Transfer Pathway**

If you followed a [UC Transfer Pathway](#)  and completed all of the Pathway course expectations for your intended major, please indicate which Pathway.

-- select --

---

[Add Another UC Transfer Pathway](#)

---

**Additional comments**

If there's anything else you want us to know about your academic history, you can do so in the space below. But remember, you should use this space only if you want to describe anything that you have not had the opportunity to include elsewhere in this section (for example: a break in attendance, poor grades in a particular course or year, specific information about your school environment or policies that affect your academic record or choices for classes).

International applicants: If you selected Other as your school's grading system, please explain the grading system here.

550 characters remaining

## Additional Information

### Explain any abnormalities in your academic record


- Break in attendance
- Poor grades in a particular course or year
- School environment/policies that affect the academic record
- Availability of classes
- **Be detailed or you may be asked for more information**



# Test Scores

## Test scores

### AP exams



\* required

College Board Advanced Placement (AP) Examinations

AP exams are not required for admission to UC, but if you have taken or plan to take any AP exams, you can report them on this page.

Do you have any AP exams (planned or completed) to report? \*

Yes  No

- > About you
- > Campuses & majors
- > Academic history
- ▼ Test scores
  - AP exams
  - IB exams
  - English language proficiency tests
  - International exams
  - Review








If you passed any AP exams (with a score of 3 or higher) or any IB HL exams (with a score of 5 or higher), you will add them to this section

# AP/IB Exams


**Test scores**  
**AP exams**

 \* required

College Board Advanced Placement (AP) Examinations

AP exams are not required for admission to UC, but if you have taken or plan to take any AP exams, you can report them on this page.

**Do you have any AP exams (planned or completed) to report? \***

Yes  No 

**Reported AP exams**

Exam name	Date taken	Score	Planned date	
Statistics	05/2020	3		<a href="#">Delete</a> <a href="#">Edit</a>

**Add AP exam**

You can enter your AP exams (including those that you're planning on taking) one at a time by clicking the "Add AP exam" button below. You'll be able to enter information about each individual AP exam in the follow-up questions. When you have finished entering all of your scores, click "Save & continue."

[Add AP exam](#)

If you did not take or pass any AP or IB exams, you will select "No"

# English Language Proficiency Exams




If you took (or will take) the two required English composition courses, you do not need to provide these scores

Note: UCLA and UCSD require grades of B or higher in these courses

## Test scores

### English language proficiency tests



\* required

Students from a country where the language of instruction is not English are required to submit a score from one of the following tests: the Test of English as a Foreign Language (TOEFL), the International English Language Testing System (IELTS) examination (academic modules) or the Duolingo English Test (DET). TOEFL, IELTS or DET exam scores are preferred, but the score from ACT English Language Arts or SAT Writing and Language can also be used to demonstrate English language proficiency.

Do you have any TOEFL, IELTS, DET, ACT or SAT tests (planned or completed) to report? \*

Yes  No


Save & continue



# Activities & Awards

## Activities & awards

### Add activities & awards



You've told us what you did inside the classroom, and now you'll have the opportunity to tell us about what you're most proud of outside the classroom. We're looking for quality, not quantity — which means that even though you'll have room to tell us about 20 activities and awards, make sure to focus on the ones that are most important to you. Choose experiences that demonstrate commitment, responsibility, leadership, and most of all, genuine interest.

- > About you
- > Campuses & majors
- > Academic history
- > Test scores
- ▼ Activities & awards
  - Add activities & awards
  - Review






## Tips

- Focus on post-HS activities
- Don't use acronyms for names of clubs or awards - spell them out
- Remember to describe your **role, responsibilities, and accomplishments** in the activity rather than focusing on describing the activity
- If you did not have time/opportunity to participate in activities, explain why – how else did you use your time?
- Quality over quantity

### Activities & awards

#### Add activities & awards



\* required

You can enter your activities and awards in the dropdown menu below. Once you select an activity or award in the following section, you will be able to enter the details for that activity or award.

**There are 5 categories in this section**

#### Description of categories

**Award or honor:** We want to know about the awards and honors you've received that mean the most to you.

**Educational preparation programs:** Any programs or activities that have enriched your academic experiences or helped you prepare for college. ⓘ

**Extracurricular activity:** These could include hobbies, clubs, sports or anything else you haven't had the chance to tell us about.

**Volunteering / Community service:** These are activities you've donated time and effort to without getting paid.

**Work experience:** This is for telling us about any paid jobs or paid internships you've had. ⓘ

#### Activity/Award [1]

Category\*

-- select --

**You can list up to 20 activities**

Sections	Examples	Creative Tips
Award or Honor	<ul style="list-style-type: none"> <li>• Academic excellence awards</li> <li>• Outstanding service awards</li> <li>• Research or capstone project               <ul style="list-style-type: none"> <li>• Scholarships</li> <li>• Dean's list</li> </ul> </li> </ul>	<p>Think about awards or honors in the context of your whole life.</p> <p>Employee of the month?</p>
Educational Preparation Programs	<ul style="list-style-type: none"> <li>• Transfer preparation programs</li> <li>• MESA, Puente, Umoja, EOPS, 1st Year Learning Communities</li> </ul>	<p>If you haven't participated, what opportunities have you utilized?</p> <p>Have you developed a working relationships with a counselor?</p>
Extracurricular Activity	<ul style="list-style-type: none"> <li>• Student government</li> <li>• Clubs and organizations               <ul style="list-style-type: none"> <li>• Performing arts</li> </ul> </li> <li>• Childcare and/or family care</li> </ul>	<p>These could include hobbies, clubs, sports, or anything else.</p> <p>Think about what you do in your free time.</p>

## Activities & Awards



Sections	Examples	Creative Tips
Volunteering/ Community Service	<ul style="list-style-type: none"> <li>• Community service organizations</li> <li>• Tutoring and mentoring programs                             <ul style="list-style-type: none"> <li>• Family responsibilities/Childcare</li> </ul> </li> </ul>	<p>What have you done that you haven't been paid for?</p> <p>Do you help your parents on weekends with childcare? Do you assist elderly family or community members?</p>
Work Experience	<ul style="list-style-type: none"> <li>• Research assistantships</li> <li>• Part-time or full-time jobs                             <ul style="list-style-type: none"> <li>• Internships</li> </ul> </li> </ul>	

# Educational Prep. Programs



If you are doing UCLA's Transfer Alliance Program (TAP) and/or UCI's Honors-to-Honors through **GCC's Scholars Program**, select them here



Activity/Award [1]

Category\*  
Educational preparation program


- > About you
- > Campuses & majors
- > Academic history

✓ -- select --

- ATDP (Academic Talent Development Program)
- California LAW
- Cal-SOAP
- CAMP (California Alliance for Minority Participation in Science)
- CBOP (Career Based Outreach Program)
- COSMOS
- C-STEM
- Early Academic Outreach Program (EAOP)
- Educational Guidance Center (EGC)
- Educational Talent Search
- GEAR UP
- MESA (Mathematics, Engineering, Science Achievement) including MESA Schools Programs, SUCCESS Through Collaboration and California Community College Program
- PDP (Professional Development Program)
- Puente Program
- UC Merced Transfer Initiative Programs
- UC Scholars
- UCB Starting Point Mentoring Program
- UCB Transfer Alliance Program
- UCD Transfer Opportunity Program
- UCI American Indian Resource Program (AIRP)
- UCI Anaheim Union Educational Pledge
- UCI California Diversity Pathway to Law
- UCI El Monte Union Pledge
- UCI Honors to Honors Partnership
- UCI Santa Ana Promise
- UCI Summer Scholars Transfer Institute (SSTI)
- UCI U-Link
- UCLA Center for Community College Partnerships (CCCP)/SITE
- UCLA Transfer Alliance Program**
- UCLA VIP Scholars Program
- UCR Puente Connection (UCRP)
- UCD Smart Start Transfer Academy (SSTA)



# Scholarships & Programs



A photograph of three diverse students smiling on a college campus. In the background, a tall, white clock tower is visible among green trees and a building.

- > About you
- > Campuses & majors
- > Academic history
- > Test scores
- > Activities & awards
- ▼ Scholarships & programs
  - Apply for scholarships
  - Support programs
  - Review



# Apply for Scholarships



All UC campuses offer scholarships for students who meet specific criteria

[Expand All](#)

- > Academic major or interest
- > Affiliation with group, program or organization
- > Ancestry and descendants
- > Career plans
- > Ethnicity, national origin or religion
- > Extracurricular activities & work experience
- > Family circumstances and relationships
- > Health / disabilities
- > School or geographic affiliation
- > Transfer students

[Save & continue](#)

Review each scholarship choice and select all those that match your characteristics, interests, and background

There is no limit to the number of scholarships you can select



## Educational Opportunity Program (EOP)

- Unlike for the CSUs, there is no separate application for the EOP program
- Read the program description and explain why you are interested in the program

### Scholarships & programs

#### Support programs



\* required

UC offers an array of programs and services designed to help every student have a fulfilling college experience.

While we encourage you to explore all of our programs, you have an opportunity to express interest in one of our programs, the Educational Opportunity Program (EOP), right here in the application.

If you're interested in EOP, check the box below and answer the follow-up questions.

Educational Opportunity Program (EOP)

EOP and similar campus programs provide assistance through mentorship, academic programs, financial assistance, counseling/advising, and other campus support services to those who are first-generation college students, and/or from low-income and educationally disadvantaged backgrounds. EOP serves students from all ethnic backgrounds, and is open only to California residents and to American Indians from any state.

#### Why are you interested in EOP? \*

240 characters remaining



# Personal Insight

## The Lowdown

- Each question aligns to one or more of the comprehensive review factors
- Transfers must answer one required question and select three others **(4 questions total)**
- Maximum of 350 words for each response
- All questions have equal value
- All responses are reviewed by an anti-plagiarism software program

A screenshot of the Personal Insight application interface. The main content area on the left is titled "Personal insight Introduction" and includes a blue circular icon with a white question mark. Below the title, there is a paragraph explaining that the questions are about getting to know you better, followed by a note that there are no right or wrong answers. A section titled "A few tips:" lists five bullet points: 1. Present information in a focused manner. 2. Use specific examples. 3. Tell us about yourself. 4. Use your own voice. 5. Try to relax. On the right side, there is a vertical navigation menu with a red border. The menu items are: "About you", "Campuses &amp; majors", "Academic history", "Test scores", "Activities &amp; awards", "Scholarships &amp; programs", "Personal insight" (which is expanded to show "Introduction", "Personal insight questions", "Additional comments", and "Review"), and "Review &amp; submit".

# Personal Insight Questions




## The Required Question

- Avoid listing courses taken
- Focus on experiences in/out of class that show interest in the major/field
- Discuss how you have taken initiative to learn more about the major/field and have gained greater knowledge and depth

### Personal insight

#### Personal insight questions



\* required

---

You'll need to answer 4 questions: One question is required, and 3 are your choice.

We realize that not all questions apply to all applicants, so be sure to select the 3 questions that you believe give us the best information about you.

All 8 questions are given equal consideration in the application review process. Responses to each question should be between 250-350 words.

**Personal insight questions**

Want a copy of the personal insight questions emailed to you? It's a good idea to work on these before you enter them in the application.

Email questions

---

Please answer the required question

Please describe how you have prepared for your intended major, including your readiness to succeed in your upper-division courses once you enroll at the university.

Answer



## Select 3 Questions

- Answer those that are most applicable to you
- It's not an English essay
- Discuss what **you** did and why, what **you** learned and how **you** applied what was learned to aspects of your life
- Use "I" statements
- Be direct and literal

Please answer any 3 questions below

1. Describe an example of your leadership experience in which you have positively influenced others, helped resolve disputes, or contributed to group efforts over time.

---

2. Every person has a creative side, and it can be expressed in many ways: problem solving, original and innovative thinking, and artistically, to name a few. Describe how you express your creative side.

---

3. What would you say is your greatest talent or skill? How have you developed and demonstrated that talent over time?

---

4. Describe how you have taken advantage of a significant educational opportunity or worked to overcome an educational barrier you have faced.

---

5. Describe the most significant challenge you have faced and the steps you have taken to overcome this challenge. How has this challenge affected your academic achievement?

---

6. What have you done to make your school or your community a better place?

---

7. Beyond what has already been shared in your application, what do you believe makes you a strong candidate for admissions to the University of California?



## Not An Extension of Your PIQs

- Use this optional section to explain any situation, circumstance, or experience that does not appear anywhere else in the application or is not fully explained in the application
  - Changes in family circumstances
  - How you plan to engage with the UC community if admitted

### Personal insight

#### Additional comments



\* required

If there's anything else you want us to know about you, now's your chance. But remember, you should use this space only if you want to describe anything that you have not had the opportunity to include elsewhere in the application. This shouldn't be an essay, but rather a place to explain unusual personal or family circumstances, or anything that may be unclear in other parts of the application.

550 words remaining



You will not be able to submit the application until all information is complete

### Review & submit

Here's your chance to review all of the information you've entered in the application. If you've skipped or missed any required questions, you'll see a "To do" button next to the page below.

Before you submit your application, you should review all the pages and sections below, even if they are marked as complete (indicated with a checkmark). Remember, we want to learn as much about you as possible — so it's a good idea to fill out as much as you can and review all the information you'll be sharing with us.

Before you can submit your application, you'll need to correct any errors or fill out any missing information. Go to the pages with "To do" next to them and click on the button to make your changes.

Continue working

#### Winter quarter/spring semester 2024

> Expand all

Print version

- > About you
- > Campuses & majors
- > Academic history
- > Test scores
- > Activities & awards
- > Scholarships & programs
- > Personal insight

Start submission

## Review & Submit

This warning will appear if you are missing any information – you can navigate directly to the section with missing information and update

A checkmark appears beside each section indicating it is complete



You will see this section if your academic history indicates a gap of more than 5 months

Academic review    Sign & release    Payment

---

### Academic review \* required

We want to do one last check to make sure your academic information is accurate.

If you have missing coursework or gaps in education, you'll need to confirm the information is correct before you can continue with the submission process.

---

#### Gap in education

Your academic history indicates a gap of more than five months in your college education. Please use the space below to briefly explain the reason for this gap, and what you did or plan to do during that time. If this is incorrect and you do not have a gap in your education, you can edit your information by clicking the "Edit 'Academic history'" button below.

[Edit "Academic history"](#)

240 characters remaining

This will not disqualify you from being admitted; it provides full educational and life context





You will see this section if the information you provided in "Academic History" indicates that you will have less than 60 units

These units **do not** include AP or IB exams

If you know you have enough units with test scores, check the box

## Verify units and applicant level

Junior-level transfer students must have a minimum of 60 semester units or 90 quarter units.

Based on the coursework information you provided in "Academic history," the number of units you reported (59 semester/88.5 quarter units) does not meet the minimum required for the level you selected. This total, however, does not include units you may have earned from AP, IB, and/or A-level exams.

If you think the coursework total (without exams) is incorrect, click on the button below to return to "Academic history" to edit your courses. If the total is correct, or if you believe you will have the minimum units with test scores you've reported, please check the box below to confirm your courses are accurately reported.

Edit "Academic history"

I confirm that I have reported the correct number of units

You can go directly back to "Academic History" to add courses/units you may have forgotten

## Sign & release

\* required

Before you can submit your application, you'll need to carefully read the information below. In the first section, you can choose to share certain information from your application with others (including UC organizations, parents, and counselors). The second section is required. You must read and agree to the statement (which serves as your electronic signature for the application) before you can move on to the next page.

### Release authorizations

If you agree with a statement below, check the box next to it. These conditions are all optional and not agreeing will not affect your admission to the university. Not agreeing with a condition may have other consequences, so please read each one carefully. You may log back in to your application at any time to change these preferences.

- I authorize the University of California to release application information, including copies of my application, to outside agencies that award scholarships.

*Without this authorization, your application will not be shared with outside agencies that provide scholarships.*

- I authorize the University of California to release biographical information from my application (including information regarding my ethnicity and sexual orientation) to recognized UC organizations and alumni groups that may wish to contact me before and after admission decisions are made.

- I authorize the University of California to release to my school or college counselor/counseling office (or sponsoring agency) information regarding my application, including transcripts and other supporting documents, as they relate to my admission and scholarship status.

*If you do not check the box, UC may not inform your school or counselor whether you have applied or been admitted.*

- I authorize the University of California to release to my parents/legal guardian or spouse information regarding my application, including transcripts and other supporting documents, as they relate to my admission and scholarship status.

*Without this authorization, information regarding your application will not be disclosed to your parents/legal guardian or spouse. For example, if you do not check the box, they cannot inquire about the receipt of your application, transcripts or other supporting documents, nor inquire about the status of your application.*

Review and check the release authorizations to share application information with scholarship agencies, parents/guardian, counselors and/or UC organizations and alumni groups

Checking this box allows the UC to share your information with GCC

## Sign & Release

### Electronic signature and Statement of Integrity \*

By submitting this application, you authorize the University of California to release application information, including copies of your application, to any UC campus for admission or scholarship consideration.

[View Statement of Integrity \[PDF\]](#)

- I certify that my application and all information submitted during the admission process — including my academic record, personal statement, awards, activities, and supporting materials — are my own work, factually true and correct, and honestly presented. I understand that I am responsible for the accuracy of the application and that the University of California may verify the information.

I further understand that withholding information or giving false information or other misconduct prior to enrollment as described in the [UC Policy on Academic Conduct and Discipline](#) and [UC Policy on Sexual Violence and Harassment](#) may be cause for denial of admission, withdrawal of offer, registration cancellation, expulsion, or revocation of a degree.

The Statement of Integrity is to affirm that all information in the application is accurate and the personal insight questions were written by the applicant



- Accuracy of details you include on your application is crucial
- Information submitted in the application is subject to verification
- You may be asked to provide original documentation to verify one item from the following sections:
  - Academic history
  - Honors and awards
  - Extracurricular activities
  - Volunteer work and community service
  - Special program participation
  - Employment
  - Other information contained in the personal insight responses

Failure to respond to the request by the deadline will result in cancellation of the application



### Billing summary

\* required

Please review your campus selections and application fees below.

The application fee is \$80.00 for each UC campus.

Selected campus	Fee
Berkeley	\$ 80.00
Irvine	\$ 80.00
Los Angeles	\$ 80.00
San Diego	\$ 80.00
<b>Total due</b>	<b>\$ 320.00</b>

### Fee waiver

You've qualified for a UC application fee waiver.  
The fee waiver allows you to apply to up to four campuses for free.

Would you like to accept the fee waiver? \*

Yes  No

### Continue to payment \*

Application fees are not refundable. Once your application has been submitted, you are expected to pay for all your campus choices, even if you cancel a campus at a later date.

Before proceeding to the payment process, you must agree to the following statement(s):

- I understand that I am responsible for paying all appropriate application fees and that my application will not be processed unless I submit the fees, or an approved fee waiver, by the date requested.
- I reviewed my application in its entirety, and made all necessary updates and corrections. I understand that I won't be able to change most of the information in my application once I submit it. I am ready to pay and submit.

# Payment

The application fee payment is required and non-refundable

Payment may be submitted by credit card or by mailing a check or fee waiver if you didn't qualify for the UC application fee waiver but meet other criteria

If you received the fee waiver, select "Yes" to accept it

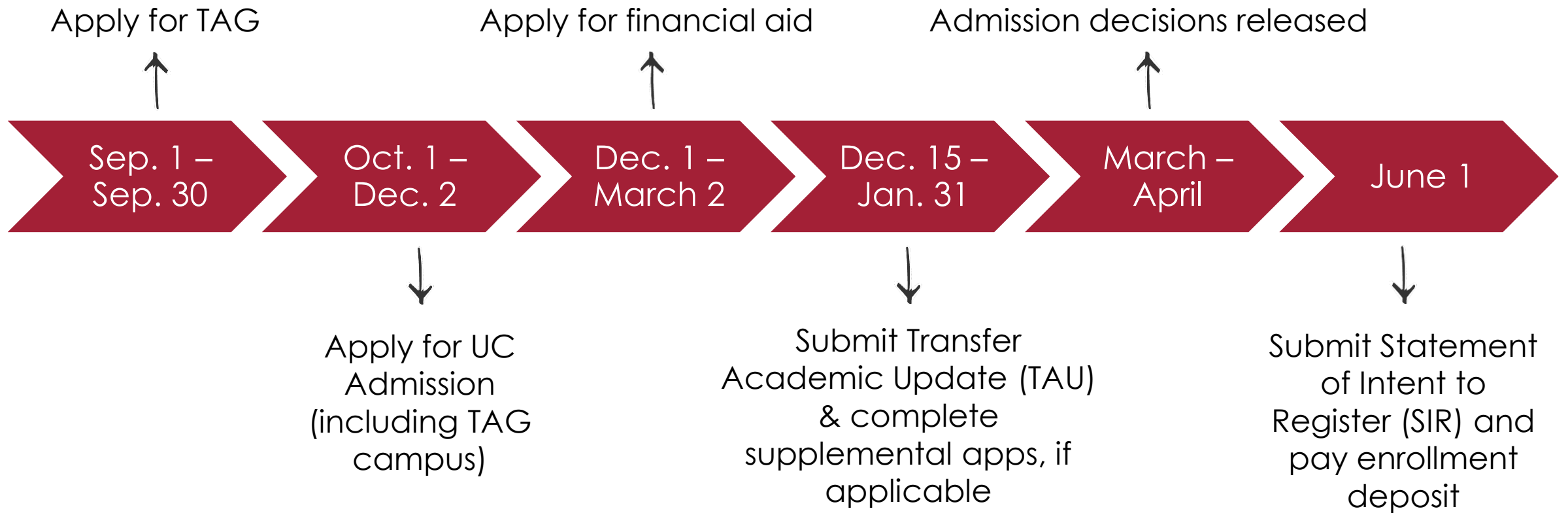
If you made a mistake on the family income amount, you can correct the information and it will automatically re-calculate

## Submission Confirmation



- Once you submit, you will see a Submission Confirmation screen that shows the complete list of campuses applied to, fees, fee waiver, application ID, date submitted, and payment method
- You will also receive a confirmation email
- Take note of your application ID, as this will be used throughout the admission process, including decision release occurring in the spring
- Do not send official transcripts—if admitted, you will submit the final transcripts at that time

# UC Transfer Timeline – Fall 2025 Admission



Send official transcripts by July 1 and AP/IB scores by July 15



- Regularly check the email you provided on the application
- Activate campus portal accounts and check them regularly
- Complete the Transfer Academic Update (TAU) by **January 31, 2025**
  - Include grades through Fall 2024 and planned coursework through Summer 2025
- Some UCs require a supplemental application
  - Failure to submit these will result in denied admission
- Follow all deadlines for requested documents



## UC Personal Insight Questions (PIQs) Workshops

### Workshops Presented by the GCC Learning Center

Learn how to craft engaging responses, highlight your strengths, and write and structure your responses

**October 15**  
12:30-1:30pm  
Zoom

**October 23**  
12:30-1:30pm  
Zoom

**November 18**  
6-7pm  
Zoom

To register for any of these workshops, log in to **MyGCC > Main Menu > Workshops > Learning Center Workshops**. Register at least one hour before the start of the workshop. Instructions to enroll via Zoom will be emailed to registered students one hour before the workshop begins.

### Workshops Presented by the UCs

Learn what the PIQs are and how you can make the most of your responses

**October 16**  
11am-12pm  
Zoom

**October 22**  
10-11am  
Transfer Center

**October 29**  
2-3pm  
Transfer Center

**November 5**  
1-2pm  
Transfer Center

**November 14**  
11am-12pm  
Transfer Center

To register for any of these workshops, scan the QR code or visit the GCC Transfer Center calendar.







- The Transfer Center is located on the 3<sup>rd</sup> floor of Sierra Vista
- **Drop-in** (offered in-person and remote)
  - Check the Transfer Center website at [glendale.edu/transfercenter](https://glendale.edu/transfercenter) for days/times and to access online drop-in
- **Appointments** (offered in-person and remote)
  - Call the Transfer Center at (818) 240-1000 ext. 5442
  - Email the Transfer Center at [transfer@glendale.edu](mailto:transfer@glendale.edu)

