

## **Accountability Reporting for the Community Colleges (ARCC)**

### **Comparison Between Glendale Community College and Comparable Colleges**

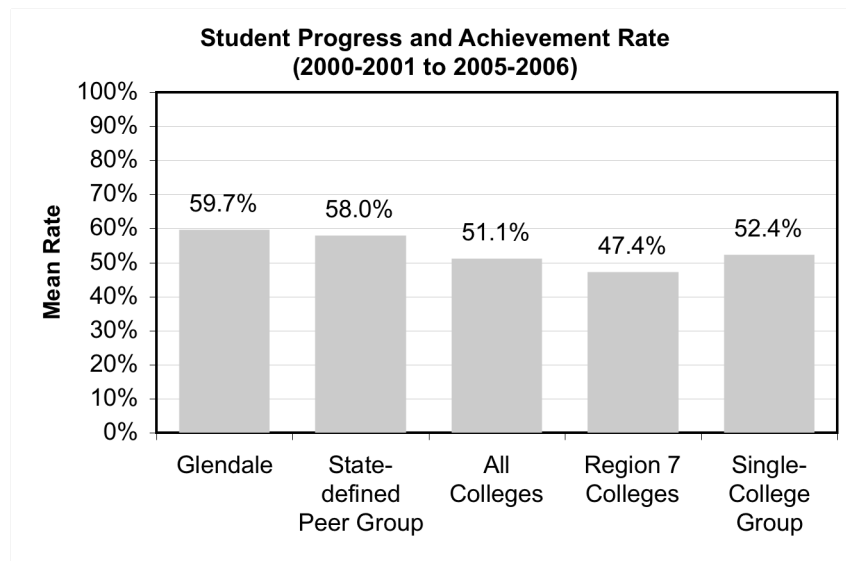
#### **(Final Data for 2007 Report)**

This report uses data from the final Accountability Reporting for the Community Colleges (ARCC) document released by the Chancellor's Office in January, 2007 to compare GCC's performance with that of similar colleges.

This report shows GCC's performance on five of the seven indicators, and discusses the reasons for missing data in place of the remaining two indicators. GCC is compared with four groups of colleges:

- State-defined peer groups for GCC, defined by the Chancellor's Office with different peer groups for each performance indicator
- All colleges in Region 7: Compton, East LA, El Camino, Glendale, LA City, LA Harbor, LA Mission, LA Pierce, LA Southwest, LA Trade-Tech, LA Valley, Pasadena, Santa Monica, and West LA (14 colleges, including Glendale)
- Single-college districts whose size in FTES is within 20% of GCC's size in FTES: Cerritos, Chaffey, Glendale, Palomar, Rio Hondo, San Joaquin Delta, Santa Barbara, Santa Monica, Sierra, Southwestern (10 colleges, including Glendale)
- All community colleges in California

## Indicator A. Student Progress and Achievement Rate



“Student Progress and Achievement Rate” is the percentage of first-time students who showed intent to complete and achieved any of the following outcomes within six years: transferred to a four-year institution, earned an AA/AS or certificate of at least 18 units, achieved “transfer directed” status, or achieved “transfer prepared” status.

- GCC ranks 10<sup>th</sup> out of 23 colleges in the state-defined peer group on this indicator<sup>1</sup>
- GCC ranks 1<sup>st</sup> out of 14 colleges in Region 7 on this indicator<sup>2</sup>
- GCC ranks 1<sup>st</sup> out of 10 colleges in the comparison group of single-college districts within 20% of GCC’s size in FTES<sup>3</sup> (GCC is tied at #1 with Sierra College)
- GCC ranks 13<sup>th</sup> out of the 108 colleges in the state for which data were available (GCC is tied at #13 with Sierra College)

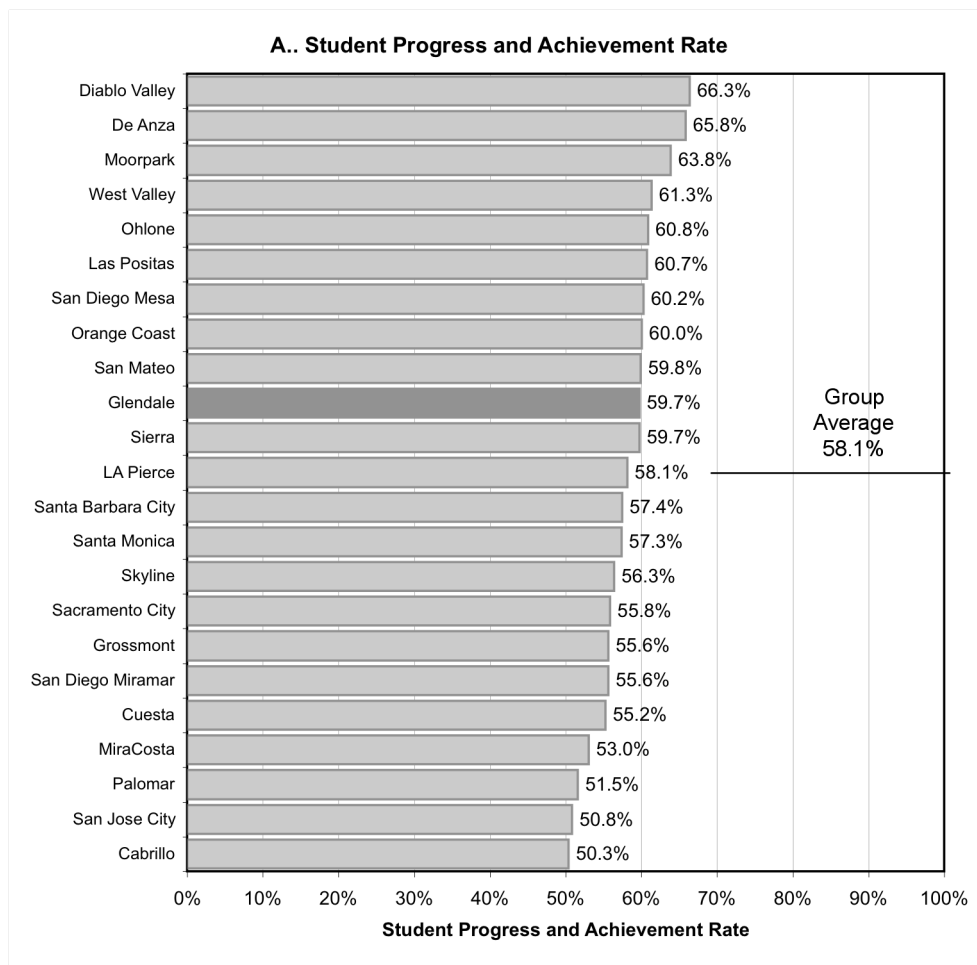
<sup>1</sup> Glendale is in state-defined peer group A3 which includes Cabrillo, Cuesta, De Anza, Diablo Valley, Glendale, Grossmont, LA Pierce, Las Positas, MiraCosta, Moorpark, Ohlone, Orange Coast, Palomar Sacramento City, San Diego Mesa, San Diego Miramar, San Jose City, San Mateo, Santa Barbara, Santa Monica, Sierra, Skyline, and West Valley (23 colleges)

<sup>2</sup> Region 7 colleges: Compton, East LA, El Camino, Glendale, LA City, LA Harbor, LA Mission, LA Pierce, LA Southwest, LA Trade-Tech, LA Valley, Pasadena, Santa Monica, and West LA (14 colleges)

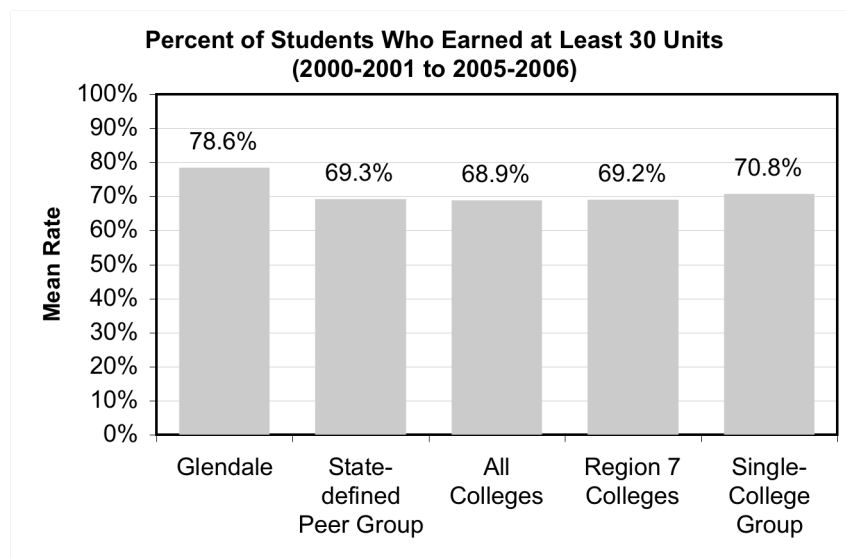
<sup>3</sup> Single-college districts within 20% of GCC’s size in FTES: Cerritos, Chaffey, Glendale, Palomar, Rio Hondo, San Joaquin Delta, Santa Barbara, Santa Monica, Sierra, Southwestern (10 colleges)

For Indicator A, the state-defined comparison group matched colleges on three variables: percent of students age 25 or over, student academic preparedness based on the performance of their high schools, and the percentage of people in the service area with bachelor’s degrees or higher. The graph below shows GCC’s ranking among peer group colleges. GCC is above the group average, but only by 1.6 percentage points. GCC is below the peer college with the highest rate (Diablo Valley, 66.3%) by 6.6 percentage points.

Although GCC ranks first in Region 7 and first in a group of single-college districts of comparable size, it ranks tenth in its state-defined peer group. GCC’s peer group has higher than average academic preparedness, based on a Chancellor’s Office index created by a match of Fall 2000 community college students with Stanford-9 scores from public high school students. Considering that about 80% of high school graduates entering GCC directly after graduation are placed below transfer-level English or math, this classification into a peer group with higher than average academic preparedness seems inaccurate. Even among this group, however, GCC’s indicator was higher than average and above that of colleges such as Santa Barbara and Santa Monica.



## Indicator B. Percent of Students Who Earned at Least 30 Units



“Percent of Students Who Earned at Least 30 Units” is the percentage of first-time students who showed intent to complete and earned at least 30 units in the California community college system.

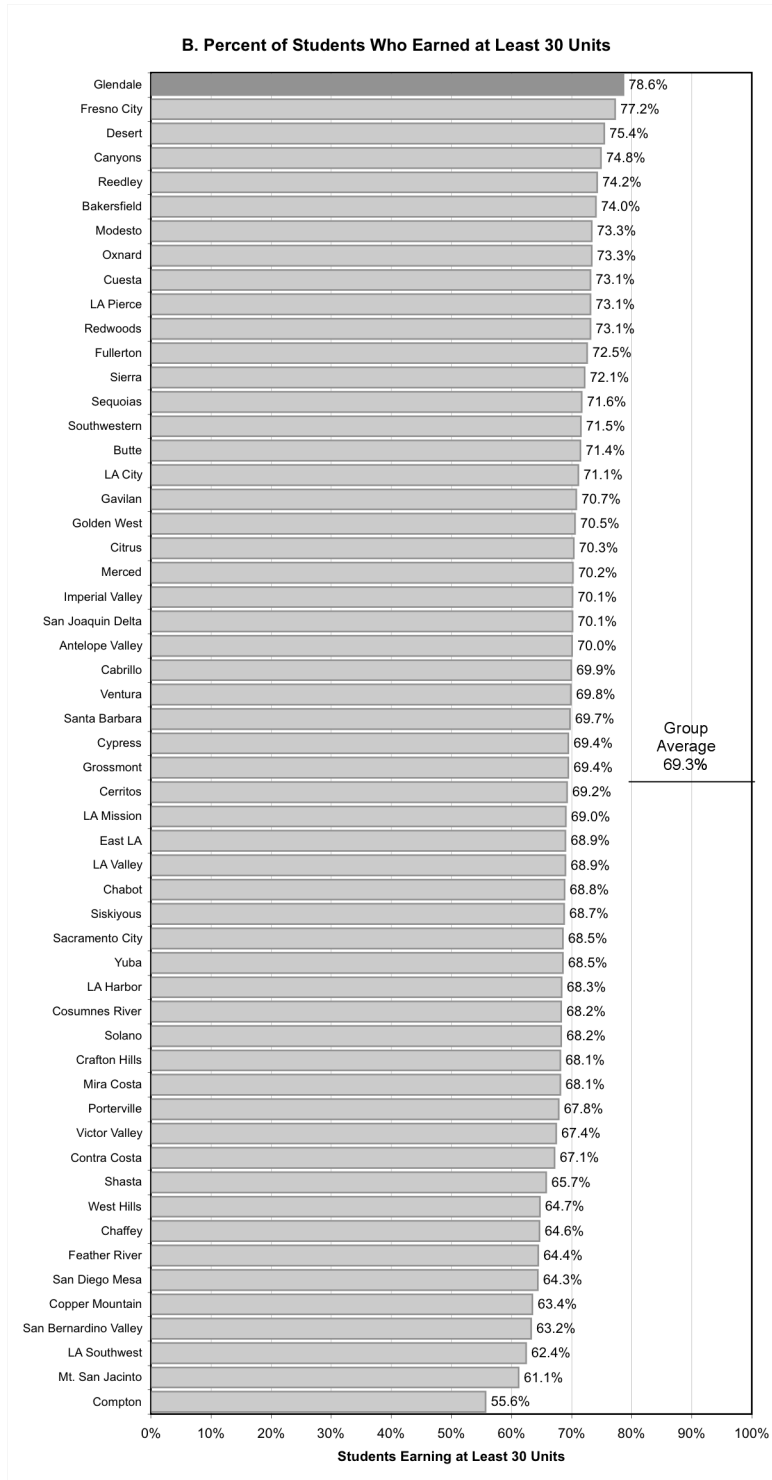
- GCC ranks 1<sup>st</sup> out of 55 colleges in the state-defined peer group for this indicator<sup>1</sup>
- GCC ranks 2<sup>nd</sup> out of 14 colleges in Region 7 on this indicator<sup>2</sup> (after Pasadena City College)
- GCC ranks 1<sup>st</sup> out of 10 colleges in the comparison group of single-college districts within 20% of GCC’s size in FTES<sup>3</sup>
- GCC ranks 2<sup>nd</sup> out of the 108 colleges in the state for which data were available (after Pasadena City College)

<sup>1</sup> Glendale is in state-defined peer group B2 which includes Antelope Valley, Bakersfield, Butte, Cabrillo, Canyons, Cerritos, Chabot, Chaffey, Citrus, Compton, Contra Costa, Copper Mountain, Cosumnes River, Crafton Hills, Cuesta, Cypress, Desert, East LA, Feather River, Fresno, Fullerton, Gavilan, Glendale, Golden West, Grossmont, Imperial Valley, LA City, LA Harbor, LA Mission, LA Pierce, LA Southwest, LA Valley, Merced, MiraCosta, Modesto, Mt. San Jacinto, Oxnard, Porterville, Redwoods, Reedley, Sacramento, San Bernardino, San Diego Mesa, San Joaquin Delta, Santa Barbara, Sequoias, Shasta, Sierra, Siskiyou, Solano, Southwestern, Ventura, Victor Valley, West Hills, and Yuba (55 colleges)

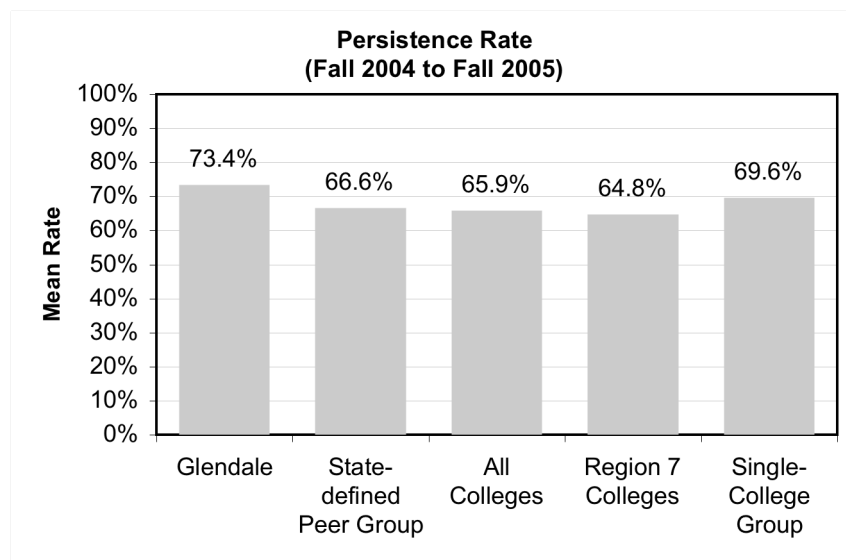
<sup>2</sup> Region 7 colleges: Compton, East LA, El Camino, Glendale, LA City, LA Harbor, LA Mission, LA Pierce, LA Southwest, LA Trade-Tech, LA Valley, Pasadena, Santa Monica, and West LA (14 colleges)

<sup>3</sup> Single-college districts within 20% of GCC’s size in FTES: Cerritos, Chaffey, Glendale, Palomar, Rio Hondo, San Joaquin Delta, Santa Barbara, Santa Monica, Sierra, Southwestern (10 colleges)

For Indicator B, the state-defined comparison group matched colleges on three variables: student count, students' average unit load, and service area per capita income. The graph below shows GCC's ranking among peer group colleges. GCC is the top college in its peer group for this indicator.



### Indicator C. Persistence Rate



“Persistence Rate” is the percentage of first-time students with a minimum of six units earned in a Fall term who enrolled in the subsequent Fall term anywhere in the California community college system.

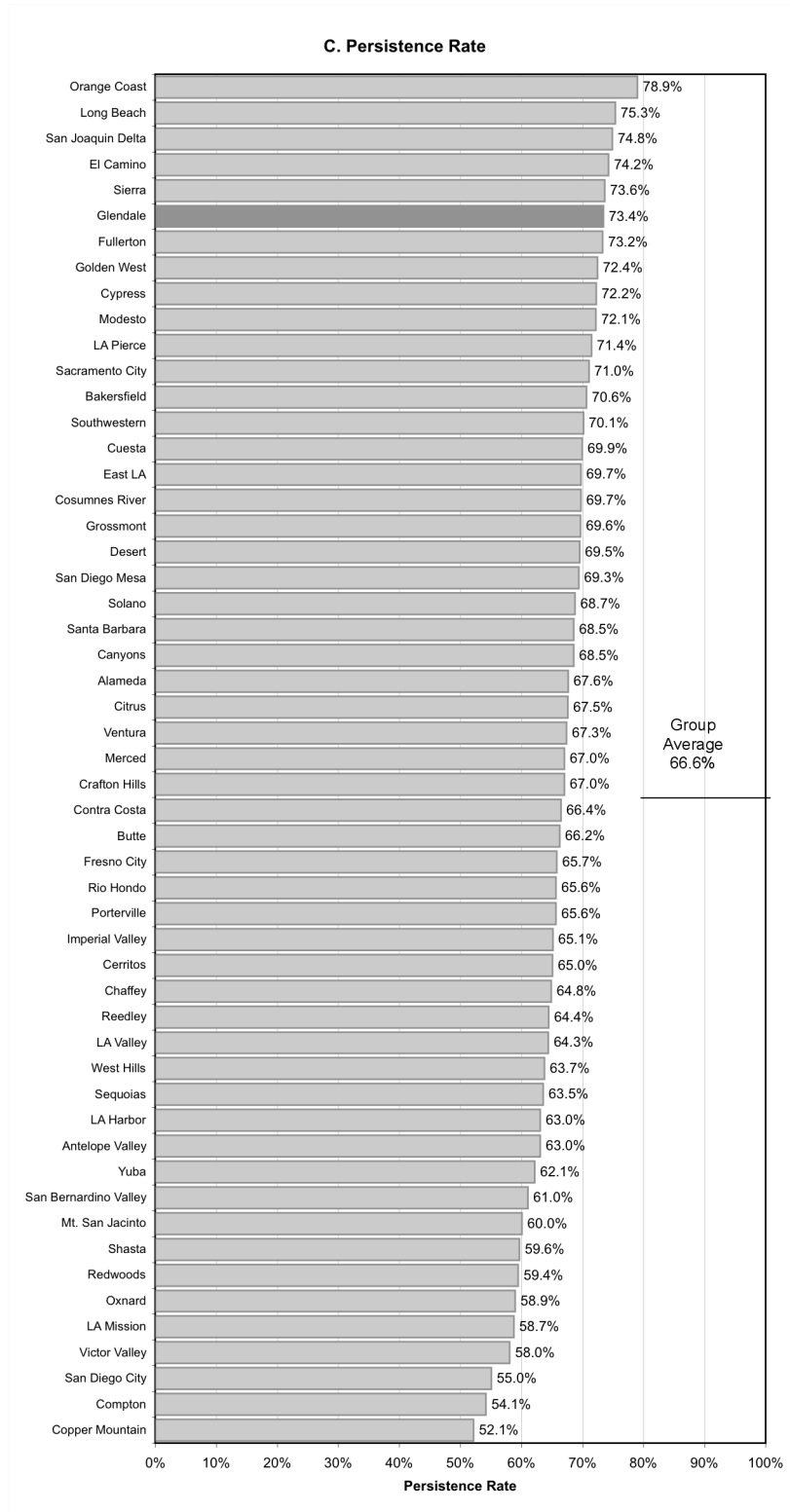
- GCC ranks 6<sup>th</sup> out of 53 colleges in the state-defined peer group for this indicator<sup>1</sup>
- GCC ranks 3<sup>rd</sup> out of 14 colleges in Region 7 on this indicator<sup>2</sup> (after Pasadena City College and El Camino College)
- GCC ranks 3<sup>rd</sup> out of 10 colleges in the comparison group of single-college districts within 20% of GCC’s size in FTES<sup>3</sup> (after San Joaquin Delta College and Sierra College)
- GCC ranks 13<sup>th</sup> out of the 109 colleges in the state for which data were available

<sup>1</sup> Glendale is in state-defined peer group C2 which includes Alameda, Antelope Valley, Bakersfield, Butte, Canyons, Cerritos, Chaffey, Citrus, Compton, Contra Costa, Copper Mountain, Cosumnes River, Crafton Hills, Cuesta, Cypress, Desert, East LA, El Camino, Fresno, Fullerton, Glendale, Golden West, Grossmont, Imperial Valley, LA Harbor, LA Mission, LA Pierce, LA Valley, Long Beach, Merced, Modesto, Mt. San Jacinto, Orange Coast, Oxnard, Porterville, Redwoods, Reedley, Rio Hondo, Sacramento, San Bernardino, San Diego City, San Diego Mesa, San Joaquin Delta, Santa Barbara, Sequoias, Shasta, Sierra, Solano, Southwestern, Ventura, Victor Valley, West Hills, and Yuba (53 colleges)

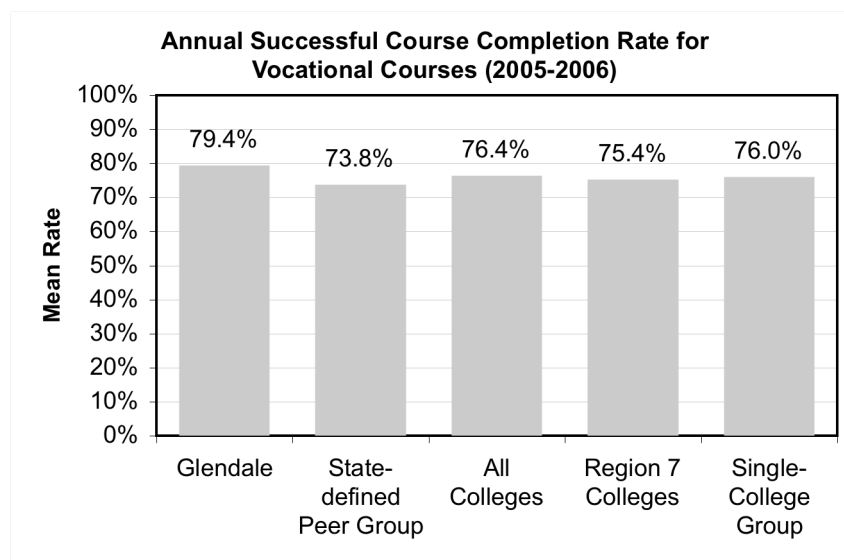
<sup>2</sup> Region 7 colleges: Compton, East LA, El Camino, Glendale, LA City, LA Harbor, LA Mission, LA Pierce, LA Southwest, LA Trade-Tech, LA Valley, Pasadena, Santa Monica, and West LA (14 colleges)

<sup>3</sup> Single-college districts within 20% of GCC’s size in FTES: Cerritos, Chaffey, Glendale, Palomar, Rio Hondo, San Joaquin Delta, Santa Barbara, Santa Monica, Sierra, Southwestern (10 colleges)

For Indicator C, the state-defined comparison group matched colleges on three variables: percent of students age 25 and above, student count, and service area household income. The graph below shows GCC's ranking among peer group colleges. GCC ranks sixth in its peer group, well above the group average.



### Indicator D. Annual Successful Course Completion Rate for Vocational Courses



“Annual Successful Course Completion Rate for Vocational Courses” is the percentage of vocational course enrollments that were passed with a grade of A, B, C, or CR.

- GCC ranks 5<sup>th</sup> out of 34 colleges in the state-defined peer group for this indicator<sup>1</sup>
- GCC ranks 3<sup>rd</sup> out of 14 colleges in Region 7 on this indicator<sup>2</sup> (after East LA College and West LA College)
- GCC ranks 3<sup>rd</sup> out of 10 colleges in the comparison group of single-college districts within 20% of GCC’s size in FTES<sup>3</sup> (after Palomar College and Rio Hondo College)
- GCC ranks 28<sup>th</sup> out of the 109 colleges in the state for which data were available

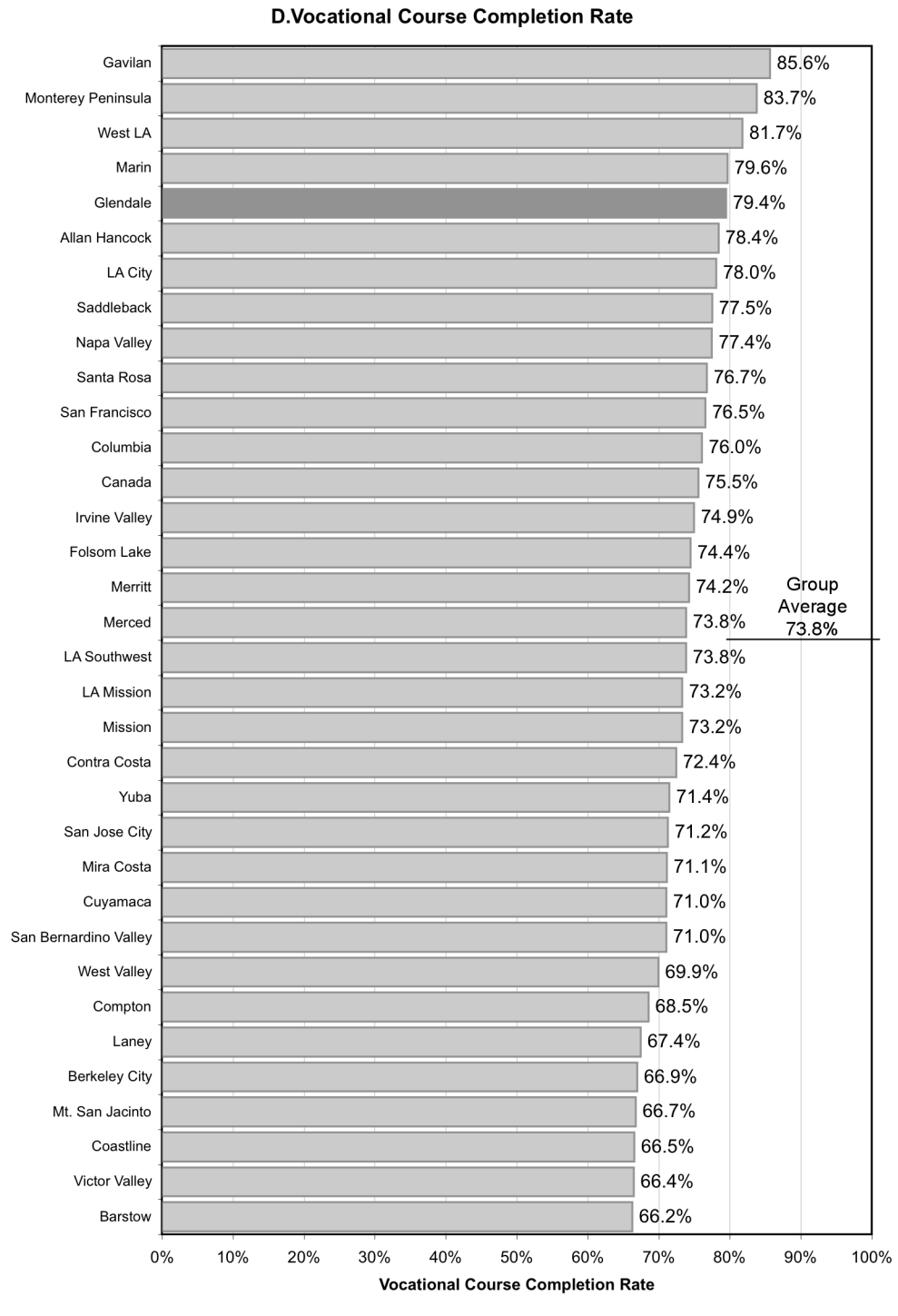
<sup>1</sup> Glendale is in state-defined peer group D1 which includes Allan Hancock, Barstow, Berkeley City, Cañada, Coastline, Columbia, Compton, Contra Costa, Cuyamaca, Folsom Lake, Gavilan, Glendale, Irvine Valley, LA City, LA Mission, LA Southwest, Laney, Marin, Merced, Merritt, MiraCosta, Mission, Monterey, Mt. San Jacinto, Napa, Saddleback, San Bernardino, San Francisco, San Jose, Santa Rosa, Victor Valley, West LA, West Valley, and Yuba (34 colleges)

<sup>2</sup> Region 7 colleges: Compton, East LA, El Camino, Glendale, LA City, LA Harbor, LA Mission, LA Pierce, LA Southwest, LA Trade-Tech, LA Valley, Pasadena, Santa Monica, and West LA (14 colleges)

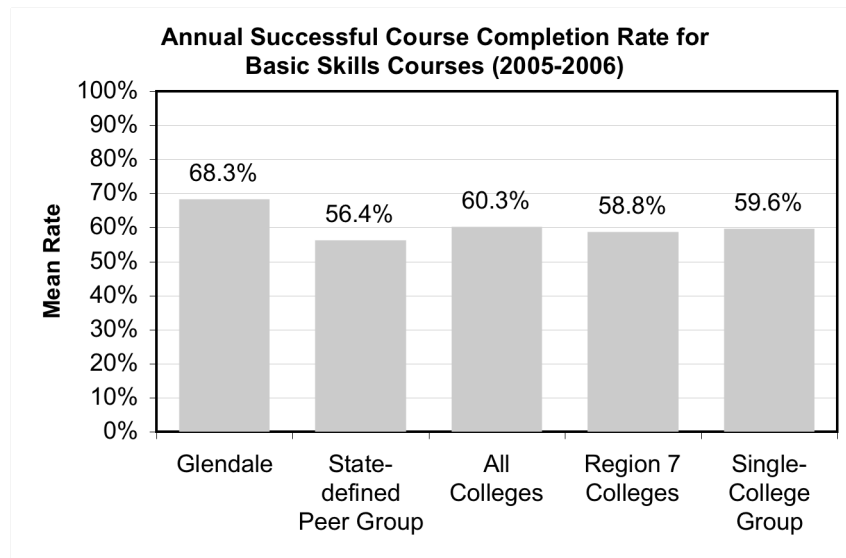
<sup>3</sup> Single-college districts within 20% of GCC’s size in FTES: Cerritos, Chaffey, Glendale, Palomar, Rio Hondo, San Joaquin Delta, Santa Barbara, Santa Monica, Sierra, Southwestern (10 colleges)



For Indicator D, the state-defined comparison group matched colleges on three variables: percent of students who are male, percent of students age 30 and over, and miles to nearest UC campus. The graph below shows GCC's ranking among peer group colleges. GCC ranks fourth in its peer group, well above the group average.



### Indicator E. Annual Successful Course Completion Rate for Basic Skills Courses



“Annual Successful Course Completion Rate for Basic Skills Courses” is the percentage of basic skills course enrollments that were passed with a grade of A, B, C, or CR.

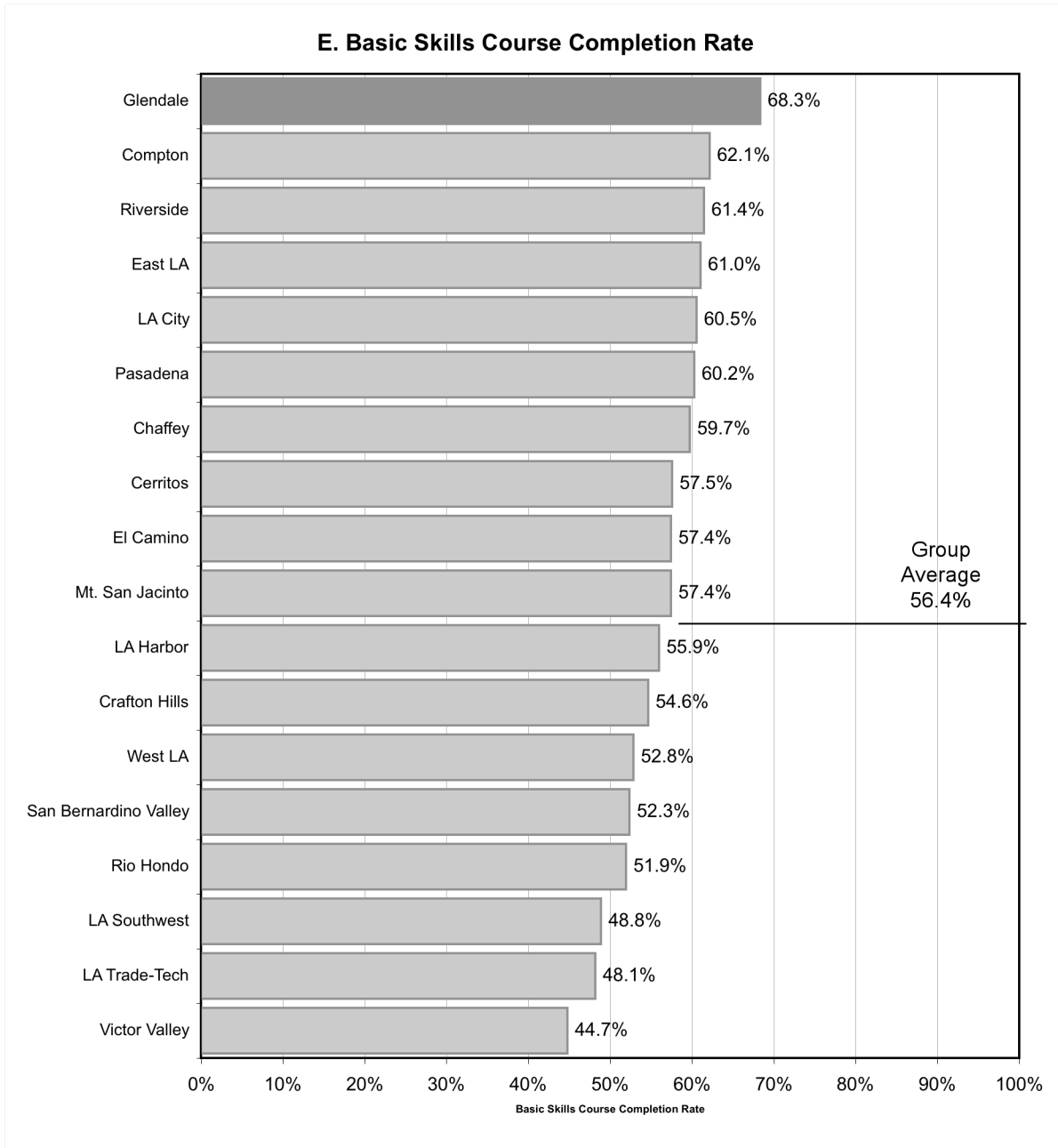
- GCC ranks 1<sup>st</sup> out of 18 colleges in the state-defined peer group for this indicator<sup>1</sup>
- GCC ranks 1<sup>st</sup> out of 14 colleges in Region 7 on this indicator<sup>2</sup>
- GCC ranks 1<sup>st</sup> out of 10 colleges in the comparison group of single-college districts within 20% of GCC’s size in FTES<sup>3</sup>
- GCC ranks 11<sup>th</sup> out of the 109 colleges in the state for which data were available

<sup>1</sup> Glendale is in state-defined peer group E5 which includes Cerritos, Chaffey, Compton, Crafton Hills, East LA, El Camino, Glendale, LA City, LA Harbor, LA Southwest, LA Trade-Tech, Mt. San Jacinto, Pasadena, Rio Hondo, Riverside, San Bernardino, Victor Valley, and West LA (18 colleges)

<sup>2</sup> Region 7 colleges: Compton, East LA, El Camino, Glendale, LA City, LA Harbor, LA Mission, LA Pierce, LA Southwest, LA Trade-Tech, LA Valley, Pasadena, Santa Monica, and West LA (14 colleges)

<sup>3</sup> Single-college districts within 20% of GCC’s size in FTES: Cerritos, Chaffey, Glendale, Palomar, Rio Hondo, San Joaquin Delta, Santa Barbara, Santa Monica, Sierra, Southwestern (10 colleges)

For Indicator E, the state-defined comparison group matched colleges on three variables: miles to nearest CSU, the 75<sup>th</sup> percentile on the mathematics SAT of students at the nearest CSU, and service area per capita income. The graph below shows GCC's ranking among peer group colleges. GCC ranks first in its peer group.



**Indicator F(1). Improvement Rate for ESL Courses**  
**Indicator F(2). Improvement Rate for Basic Skills Courses**

Improvement rates in ESL and basic skills courses track cohorts of students from lower-level courses to higher-level courses. GCC's data are missing for both of these indicators because one MIS data element was coded incorrectly in the past. The correct coding is being used for a 2005-2006 MIS re-submission, but this correction will not result in available data for these two indicators for several years, due to the nature of the cohort tracking design. The latest cohort study for the 2007 ARCC report tracks students from 2003-2004 through 2005-2006. In order to report accurate information to the state, the college would have had to resubmit three years of MIS data, which was not possible in the short time frame required for the ARCC project.